



# Republic of Côte d'Ivoire

---



## ACCELERATING 2030 AGENDA

April 2018



**1. Introduction : Recent Development context**

**2. National Development Agenda and SDGs**

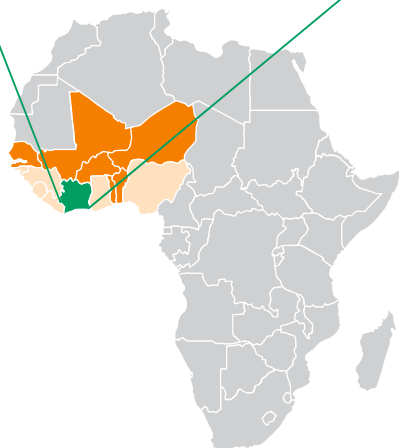
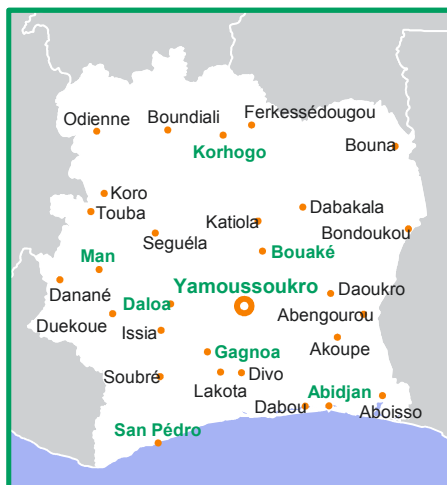
**3. Reforms and Measures so far**

**4. Key Challenges**

# Overview of Côte d'Ivoire



## Largest Economy in WAEMU, 40% of the Regional GDP



West African Economic and Monetary Union ("WAEMU")

Economic Community of West African States ("ECOWAS")

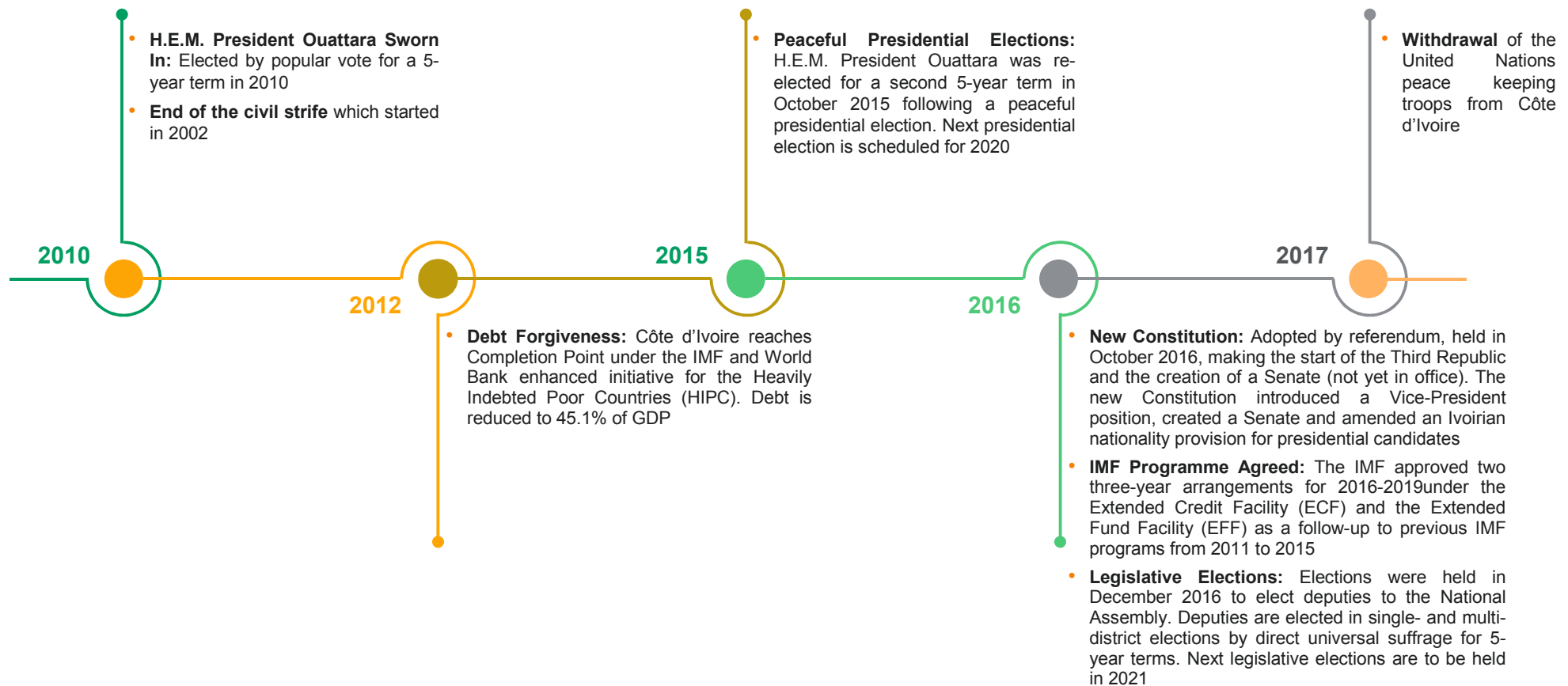
Source: Republic of Côte d'Ivoire

<b>Credit Ratings</b>	<ul style="list-style-type: none"> <li>Moody's: Ba3/ Stable</li> <li>Fitch: B+/ Stable</li> </ul>
<b>Area</b>	<ul style="list-style-type: none"> <li>322,462 km<sup>2</sup></li> </ul>
<b>Population</b>	<ul style="list-style-type: none"> <li>22.7 mn (2014)</li> <li>Growth Rate c.2.6% (2015)</li> </ul>
<b>Capital City</b>	<ul style="list-style-type: none"> <li>Yamoussoukro; Government seat is Abidjan</li> </ul>
<b>Currency</b>	<ul style="list-style-type: none"> <li>CFA Franc (XOF) pegged to EUR at 655.957</li> </ul>
<b>Nominal GDP</b>	<ul style="list-style-type: none"> <li>CFAF 21,438bn (2016e)</li> <li>c. USD 34.4bn</li> </ul>
<b>Real GDP growth</b>	<ul style="list-style-type: none"> <li>8.3% (2016e)</li> </ul>
<b>GDP per Capita</b>	<ul style="list-style-type: none"> <li>CFAF 882,700 (2016e)</li> <li>c. USD 1,490</li> </ul>
<b>Political System</b>	<ul style="list-style-type: none"> <li>Côte d'Ivoire is a Democratic Republic based on the separation and balance of the three powers: executive, legislative and judicial</li> </ul>
<b>Land / Climate</b>	<ul style="list-style-type: none"> <li>Climate ranges from tropical along coast to semi-arid in far North</li> <li>Mostly coastal plains transitioning into plateau and mountain ranges in the Northwest</li> </ul>
<b>Key Natural Resources</b>	<ul style="list-style-type: none"> <li>Cocoa Beans, Coffee, Cotton, Palm Oil, Rubber Tree, Cashew nuts, Rice, Banana</li> <li>Gold, Diamonds, Manganese, Iron Ore, Columbite-Tantalum, Bauxite, Phosphates</li> <li>Petroleum, Natural Gas, Hydropower</li> </ul>

# Overview of Côte d'Ivoire



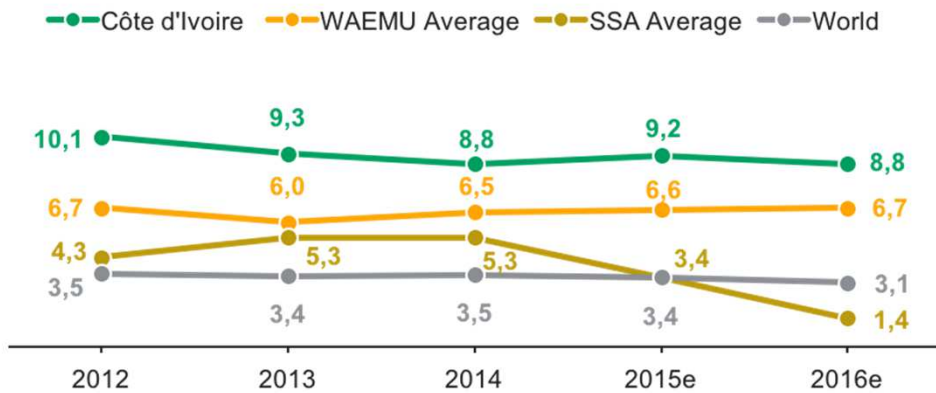
## Recent Political & Institutional Milestones



# Fastest Growing Economy in Africa

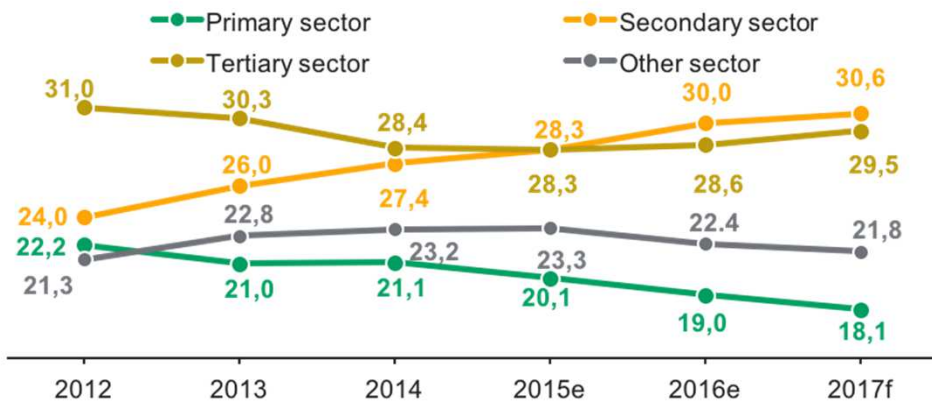


## GDP Growth Far Outpaces Regional and Sub-Saharan Average(%)



- With an estimated average growth rate of 9.2% over the 2012-2016 period, Côte d'Ivoire economy is one of the fastest growing economies in the world
- The National Development Plan (NDP) projects an average growth of 8.7% between 2016 and 2020. Growth will be robust, inclusive, sustainable and resilient
- Growth remains resilient with 8.5% growth rate expected in 2017. The IMF and rating agencies support Authorities and expect solid growth in 2017

## Secondary and Tertiary Sectors Drive Growth (Weight in GDP, %)



- 2016 growth reached 8.8% driven by the secondary and tertiary sectors
- Despite exogenous shocks in 2016, including a 35% drop in cocoa prices. The Primary Sector remains supported by a diverse agricultural mix
- Resilient growth is supported by investment (private and public) and consumption
- Private consumption represented 65% of internal demand supported by favorable demographics

# Structural Reforms, Industrialisation and Infrastructure Projects are Transforming the Economy



## One of the Fastest Growing Economies in the World



- **3<sup>rd</sup> Fastest Growing Economy in the World:** 8.3% Real GDP Growth in 2016. Av. growth of 9.2% 2012 - 2016, well above the Sub-Saharan Africa average
- **An Economic Powerhouse in West Africa:** Largest economy in WAEMU, representing c.40% of the region's GDP
- **Positive Long Term Growth Outlook:** Ambitious investment agenda promoting economic diversification into the high value-added secondary sector
- **Stable Macroeconomic Environment:** As a member of the West African Economic and Monetary Union (WAEMU), Côte d'Ivoire benefits from a stable exchange rate in the CFA Franc zone and low inflation

## Abundant Natural Resource Endowment



- **Global Agricultural Leader:** #1 cocoa producer globally, representing > 1/3 of world production (2015), #1 cashew nuts producer, quite diversified agricultural production
- **Focusing on Transformation:** National Programme for Agriculture Investment (PNIA) focuses on food security and developing agricultural value chain
- **Developing Massive Potential in Mining Sector:** Developing potential of vast oil and gas resources, metals and minerals. The new mining code helps drive increased Foreign Direct Investment (FDI)

## Wise Economic Management



- **Creating Fiscal Space for Investment:** Budget deficit of 3.9% of GDP in 2016, forecast at 4.5% in 2017 with gradual consolidation to 3.0% by 2019
- **Revenue Generation is a Policy Priority:** Focus on domestic revenue generation to support investment. Average growth of 10.6% per annum since 2012
- **Manageable Debt Levels:** Medium-Term Debt Strategy (MTDS) focuses on public debt sustainability. Debt/ GDP projected to remain below 42.8% of GDP and is one of the lowest among peers

## Sound External Accounts and Structural Trade Surplus



- **Large Trade Surplus Supports External Position:** Largest trade surplus in WAEMU - 8.7% of GDP in 2016
- **Diversified and Resilient Export Base:** export base is highly diversified with increasing value-added contributions from agri-exports and the mining sector
- **Structural Dynamics Support Balance of Payments:** Current account deficit one of the lowest in Africa with history of being in balance (1.1% GDP, 2016). FDI fully covers current account and is growing, supported by economic competitiveness gains. Côte d'Ivoire is the 7<sup>th</sup> most competitive economy in Sub-Saharan Africa (World Economic Forum Global Competitiveness Survey)

## National Development Plan Harnessing Economic Potential



- **NDP 2016- 2020 Builds on Côte d'Ivoire's Competitive Advantages and Promotes Industrialisation:** Aim to become a middle income economy by 2020 and substantially reduce poverty, accelerating path to emergence
- **Capitalising on Côte d'Ivoire's Strategic Geographic Position:** Infrastructure projects designed to unlock constraints to growth and will be supported by private sector-led investment
- **Multilateral Support:** In addition to IMF support, significant increase in concessional funding from World Bank and AfDB is expected in the next 2 years.

## A Strong Structural Reform Agenda Underway



- **Recognised as One of the Top Reforming Countries Globally (World Bank 2015 & 2016):** Reforms have supported notable progress in macro economic performance
- **Transformational Reform Agenda:** Reform agenda will improve the business environment and enable private sector investment to become engine for growth
- **IMF Supporting Structural Reform Agenda:** Two 3-year ECF and EEF agreements within the IMF 2016-2019 program for a combined USD 658.9mn will provide technical and funding support for the reform agenda

# National Development Plan 2012-2015: Achievements



## ► 1<sup>st</sup> NDP 2012 – 2015 Laid the Foundations for Emergence; Restoring Peace and Social Cohesion and Delivering Sustained, Inclusive Growth



### Lasting Growth

- Recovery of real income per inhabitant by nearly 25% between 2012 – 2015
- Decrease in the poverty rate from 49% in 2008 to 46% in 2015
- Improvement of diplomatic relations and reinforcement of economic diplomacy
- Achieved 9.1% economic growth over the period




### Steady Increase

- The recovery of real income per inhabitant by nearly 25% between 2012 and 2015
- Investments rose from 9% of the GDP in 2011 to 20% in 2015
- FDIs on the rise for 2013 with an 11.4% increase from 2012




### Key Projects Completed

- Abidjan: 3rd bridge Interchange over VGE
- Northern Freeway / New Roads (Abobo-Anyama Boundiali-Tengrela Abidjan-Grand Bassam)
- Singrobo-Yamousoukro highway
- Marahoue Bridge, Henri Konan Bedie, Bouaflé, Jacquévillè
- 500km of rural roads rehabilitated
- Abidjan Port extension
- San Pedro port project




### Increasing Capacity

- 251 MW increase (Azito/ CIPREL) H1 2015
- 369 MW CCGT Abatta in 2016
- 275 MW Soubré hydroelectric project in 2017
- Rural electrification: 800 villages connected



### Transforming the Sector

- Structuring of Cashew Nuts and Cotton Sector
- 48.9% increase rice output in 2012-2014f further to National Rice Development Plan
- Higher remuneration of cocoa producers (60% of CIF price)



### Continued Improvements

- Primary Gross Education Rate improved to 94.7% in 2013-2014
- University Felix Houphouët-Boigny of Abidjan was refurbished and re-opened in 2013
- 9291 primary education classes created and 3500 secondary education classes created

# National Development Plan: Harnessing Potential



- National Development Plan (NDP) 2016 - 2020 will Transform Côte d'Ivoire into an Emerging Economy by Reducing Poverty, Improving Living Standards of the Population

## Structural Reforms

### Structural Reforms are Shaping the Economy

- Competitiveness
- Improved Governance
- Debt, Justice, Institutional Management Capabilities
- National Plan for the Development of Education / Vocational Training

New impetus to development policy

## Strategic Objectives



## Specific Sectoral Plans

### Four Sources of Growth Identified Based on Comparative Advantages

- Agriculture & Agri-business
- Mining, oil, gas and electricity
- Transportation and commerce
- Telecommunications

On-going monitoring of implementation



# NDP 2016 – 2020 Accelerates the Path to Emergence

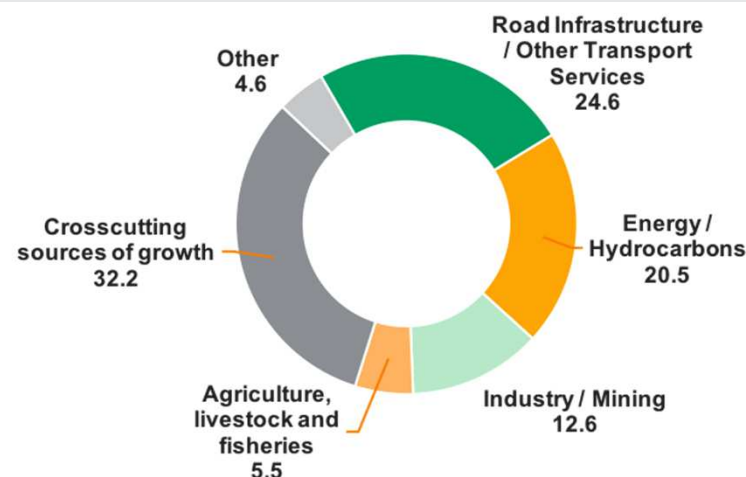


## Strategic Pillars Guide Policy Making Over the Period

- ✓ **Strengthening the quality of Institutions and proper governance**
- ✓ **Accelerating the development of human capital and social well-being**
  - ✓ Improve the living conditions of the population
  - ✓ Improve the quality of education – Multi-sectoral nutrition plan
  - ✓ Develop the country's potential
  - ✓ Rural electrification
- ✓ **Accelerating the structural transformation of the economy through industrialization**
- ✓ **Developing infrastructure equitably spread throughout the country and protecting the environment**
- ✓ **Strengthening regional integration and international cooperation**

## Private Sector Led Transformation (%)

The total investments to be made over the 2016-2020 period is 30,000 billion CFA francs (50 billion US dollars) with 60% expected from the private sector



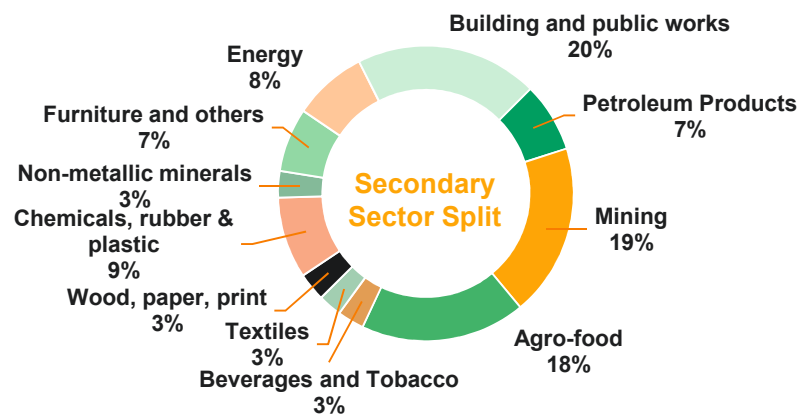
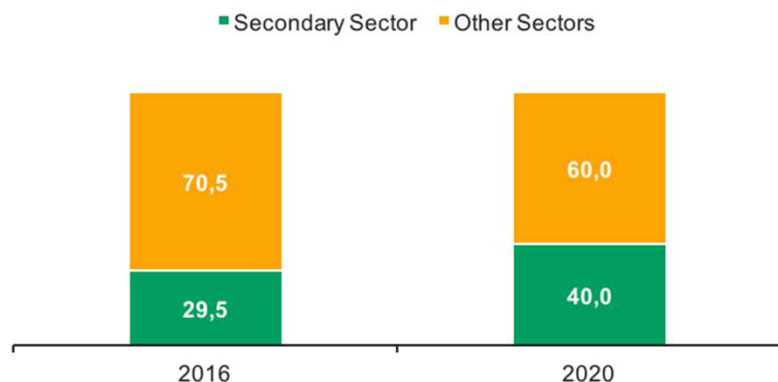
## Implementation of the NDP is Targeted to Achieve Quantifiable Economic Gains

- 1** Average 8.7% growth projected between 2016 and 2020 driven primarily by secondary and tertiary sectors
- 2** Rise in investment rate from 19.3% in 2015 of GDP to 24.5% in 2020 with significant contribution from private sector
- 3** Low and stable inflation under the +3% WAEMU countries convergence target
- 4** Increase in total revenues and donations, primary fiscal, from CFAF 3,917bn to CFAF 6,492bn (average annual growth rate of 10.6%)
- 5** Improvement in budget deficit, fiscal consolidation from 2.9% of GDP in 2015 to 1.9% in 2020

# NDP 2016 – 2020: Structural Transformation of the Economy through Industrialisation



## ▶ Secondary Sector Share of the Economy Set to Rise to 40% by 2020



## ▶ Strategic Focus for NDP Industrialisation Plan

### Processing of commodities and Development of complete value chains

#### Agri-foods is the primary industrial activity:

- Goal to increase cocoa processing rate to 50% by 2020
- State as an enabler, working on removing barriers, facilitating access to financing, marketing campaigns etc
- The World Bank has extended a loan to transform agricultural production, build technological capacity through tax incentives, export premiums and support to companies

### Vocational Training and Corporate Accountability

#### Strategy has a strong contribution from private sector as a key focus:

- 60% of overall investment under the PND is expected to come from the private sector, including through public-private partnerships
- Private investment rate is expected to increase from 10.7% in 2015 to 15.5% in 2020

### Capitalize on competitive advantages to diversify industrial production

#### Focus on key sectors:

- Non-agricultural natural resources
- Structuring industries
- Consumer products
- Light manufacturing industries

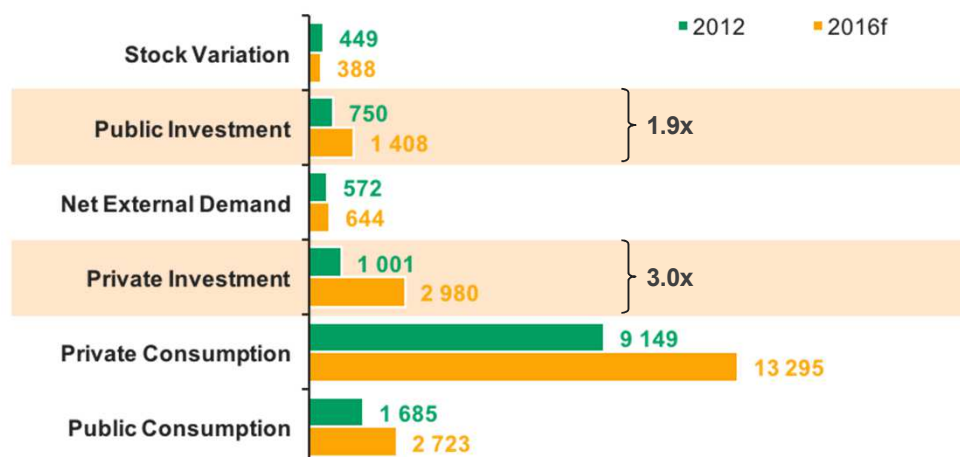
# Creating an Enabling Environment for Private Sector Investment



- ▶ The Government has Introduced Structural Reforms Focusing on Investment Promotion to Achieve Inclusive and Sustainable Economic Growth, Driven by the Development of the Private Sector

## Increased Private Investment Contribution is Critical to the sustainability of the Development Plan

Breakdown of Nominal GDP in terms of Expenses (CFAF bn)



Public Private Partnerships

Privatizations

Free Trade and Special Economic Zones  
There are 2 industrial zones

## Structural Measures are Boosting Private Sector Investments

- ✓ **New Investment Code:** Encourages the flow of foreign capital, lowers investment caps and provides longer-term guarantees
- ✓ **Competition Law:** To prevent cartels and abuse of dominant position
- ✓ **Legal System Reforms:** Include recognition of arbitration judgements and creation of commercial courts which will issue decisions within 90 days
- ✓ **Corporate Tax Reduction:** From 35% to 25%
- ✓ **Reducing Set Up Costs:** Costs for company creation reduced by 72% and time reduced from 32 days to 24 hours

## Key 2017 – 2018 Structural Reforms

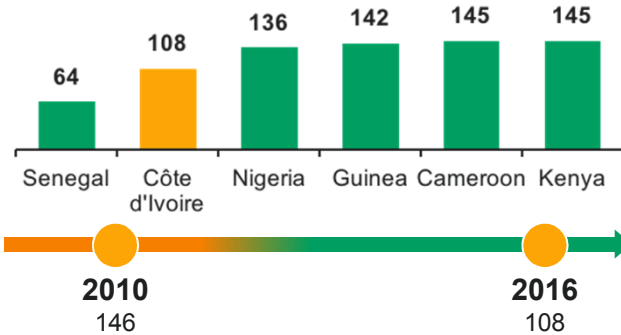
- **Company Creation:** Increased online services and decentralizing delivery of business licenses & permits
- **Contract Execution :** Reducing enforcement timeframes for court decisions to 90 days and rendering operational the judicial activities module of the Commercial Court
- **Insolvency Settlement:** Creation of an online platform for insolvency information and online auctions
- **Investor Services:** Establishing a single portal for investor services
- **Payment of Taxes and Duties:** Implementing online payments

# An Emerging Model for Good Governance and Competitiveness



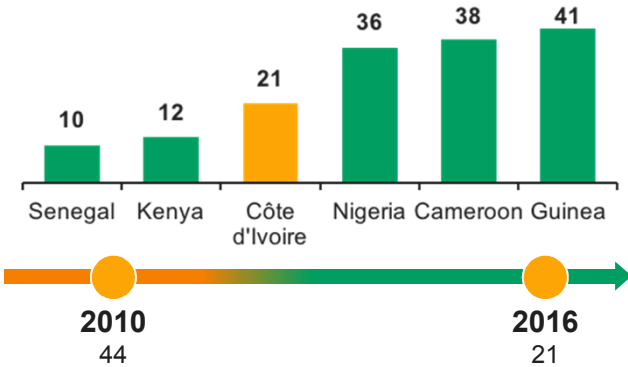
## Transparency International: 2016 Corruption Perception Index Ranking

Rank (Out of 177 countries, rank 1 is the highest)



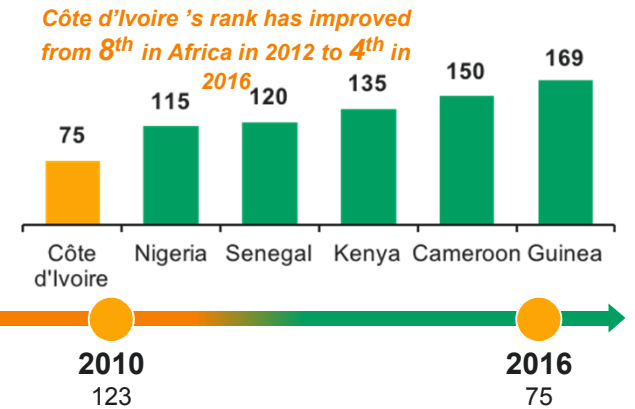
## 2016 Ibrahim Index of African Governance

Rank (Out of 54 countries, rank 1 is the highest)



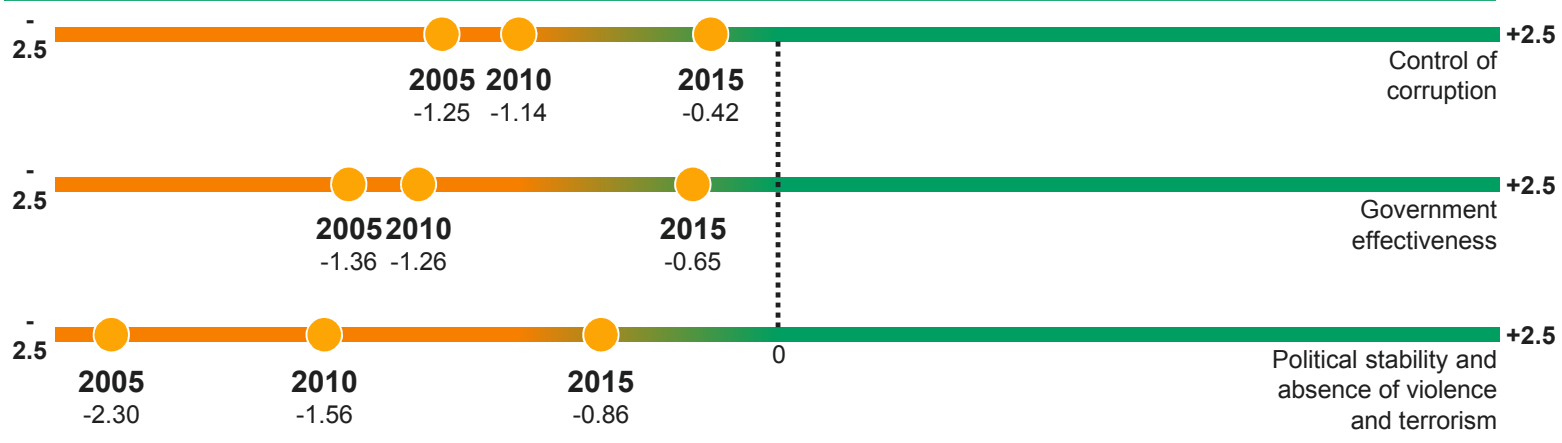
## 2017 Economic Freedom Index

Rank (Out of 186 countries, rank 1 is the highest)



Source: Transparency International, Mo Ibrahim Foundation, World Economic Forum, The Heritage Foundation

## Control of Corruption, Government Effectiveness and Political Stability and Absence of Violence and Terrorism, score -2.5 to +2.5\*, Côte d'Ivoire, 2005 to 2015



**Côte d'Ivoire ranks 7<sup>th</sup> in Sub Saharan Africa and 99<sup>th</sup> globally in the World Economic Forum Global Competitiveness Index 2016 - 2017**

**Initiatives to promote transparency and freedom of the press through the creation of "Observatoire de la Presse" and "Open Government Partnership"**

Source: World Governance Indicators, The World Bank  
 \* [-2.5 = weak governance performance; 2.5 = strong governance performance]

# Reforms Support Business Climate Improvements



## ► Focus on Business Climate Reforms is Strengthening the Role of the Private Sector as the Engine of Growth and Provider of Jobs

### Enhancing the Private Sector and SMEs

- The Government has adopted an **ambitious strategy to develop and support the growth** of a culture of entrepreneurship and innovation
- The Government has adopted the "PHOENIX" program designed to promote high-performing SMEs expected to contribute to the creation of jobs and wealth in the long-term

#### Goals

SMEs to represent 20% of GDP, 12% of national investment, and to employ 23% of active working population

Facilitate the creation and development of SMEs, that could amount to between **100,000 and 120,000 enterprises by 2020**

Created credit information bureaus and developed tools such as leasing agreements (to help finance SME production / equipment)

Create a guarantee fund alongside the World Bank and other financial institutions for banks to increase the global amount allocated to financing SMEs

### Significant Improvement in Ease of Doing Business Ranking

(Out of 183 countries, rank 1 is the highest)



### Employment Revival Strategy

#### General Measures

1. Improvement of the Business Climate
2. Launch of Major Infrastructure Projects with strong job potential for creation

#### Specific Measures

1. First-job provision in the new Labor Code
2. Targeted youth and women programs
3. Regional job creation strategies
4. Access to public contracts for SMEs

#### Assistance Measures

1. Accelerating the Technical Education and Vocational Training
2. Improving current tax provisions to promote employment
3. Improving the information about the job market

**Inclusive Economic Growth through Job Creation driven by the Private Sector**

# Côte d'Ivoire is the Gateway to WAEMU, Building Capacity as a Regional Hub



- ▶ **Development of Infrastructure is Unlocking Côte d'Ivoire's Potential as a Regional Hub for the Broader WAEMU, Acting as a Transshipment Hub for Landlocked Countries and Developing Commodity Export Systems**

## Upgrading Logistics Infrastructure

### ABIDJAN PORT PROJECT: Positioning as one of the largest ports in Africa

- Abidjan Port handles 87% of Côte d'Ivoire's international trade. Ongoing work to expand port and increase capacity will transform it into one of the largest ports in Africa
  - Work to extend and deepen port entrance has begun
  - Construction of 2<sup>nd</sup> container terminal initiated. Project estimated to cost CFAF 500bn and to complete in 3.5 years
  - Concession of the grain terminal

### Other Projects to Support the Commodities Export Sector

- Extension of San Pedro Deep Sea Port
- Rail project to create an integrated system for regional mineral mining
- Rehabilitation of Abidjan-Kaya line started in 2015. Expected completion by 2020
- Construction of San Pedro-Bamako railway to enhance transport for regional iron ore, nickel, manganese and bauxite mining
- Construction Man-Nzérékoré (Guinea Conakry) railway (181km) for joint mining of Guinea's iron ore

## Developing Other Regional Infrastructure Links

- Aerocite Projects
  - Abidjan Airport Zone will offer a range of amenities including commerce, hotels and housing
  - Aerocite in San Pedro also contemplated with tender to construct international airport at San Pedro launched
- Abidjan – Lagos road project (financed by World Bank)

## Developing Industrial Zones

- Creation of 2 new industrial zones under development to create a regional development centre and increase labour sector's potential



- PK24 site industrial zone to be finalized by end 2017. 37 companies have acquired plots
- Renovation of Yopougon industrial Zone (645 Ha) nearing completion

# Infrastructure Projects Addressing Constraints to Growth



## ► Projects Focused on Resolving the Infrastructure Deficit

Improvements Evident since 2012 with Several key road projects completed



**Rivera-Marcory Bridge, Abidjan**



**Extension of the Northern Freeway (Singrobo-Yamoussoukro)**



**Construction of Abobo-Anyama Road**



**Construction of Bridge over the Marahoué**



**Construction of the Baoundaiali-Tengrela road**



**Interchange over Valéry Giscard d'Estaing Boulevard**



**Jacqueville bridge – inaugurated in 2015**



**Completion of Abidjan-Bassam highway**

## Transport Infrastructure is a Key Priority

2016-2020 CFAF 3,760bn National Road Development Plan Underway

- Road development supported by CFAF500bn financing from AfDB
- 3,916km of interurban asphalt roads to be renovated at a cost of CFAF 1,246bn between 2017 and 2020
- Construction of the Tiébissou-Bouaké section of the Yamoussoukro-Bouaké highway - completion expected between 2017 and 2020
- Construction of Abidjan-Dabou section on Abidjan-San Pedro highway at an est. cost of CFAF 90bn
- 5<sup>th</sup> bridge of Abidjan expected to be completed by 2019

### Abidjan Metro Project

- Abidjan Rail Transport Company along with a consortium of Korean and French companies granted public service concession for design, financing, completion and operation of Line 1 of Abidjan Metro
- The 37.5km line will have capacity to transport ~300,000 people a day
- Expected to be operational by Dec 2019

# Improving Energy Infrastructure to Power Transformation



## ▶ Investment in Power Infrastructure is a Key Supportive Element to the Industrialisation Plan

### Critical Power Projects to Increase Capacity to 4,000MW by 2020

Aim of Government strategy for the sector is to reinforce existing sites as well as explore new inputs including biomass, to improve the transportation and distribution network and satisfy growing demand

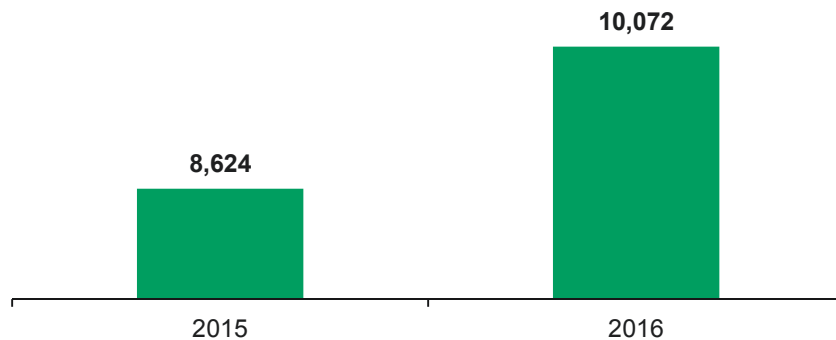
- Investments of CFAF 5,300bn between 2012-2030
- Projects financed by both State and private Sector with state share <15%



- CIPREL thermal plant for 400MW to be completed in 2019
- Azito to increase to 300MW to be added by 2020
- Soubre hydro dam to add 275MW by 2018
- Biomass plant generate 15MW by 2020
- Solar plant to generate 200MW by 2020

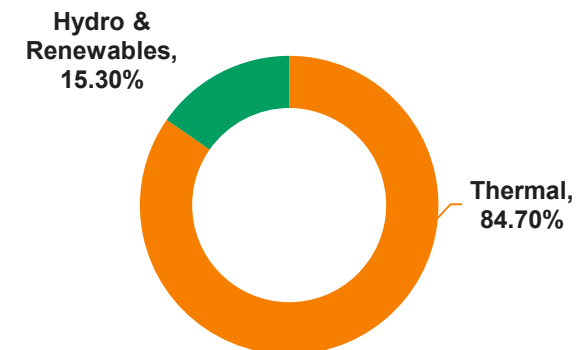
### Electricity Production Improving (GWh)

- Côte d'Ivoire currently produces more electricity than it uses and exports to the region



### Generation Mix Supported by Domestic Fuel Sources

- Power sourced from 6 hydroelectric dams and 4 thermal plants fuelled by gas sourced primarily from Côte d'Ivoire
- Energy mix remains dominated by thermal sources. However there is increased reliance on domestic fuel sources

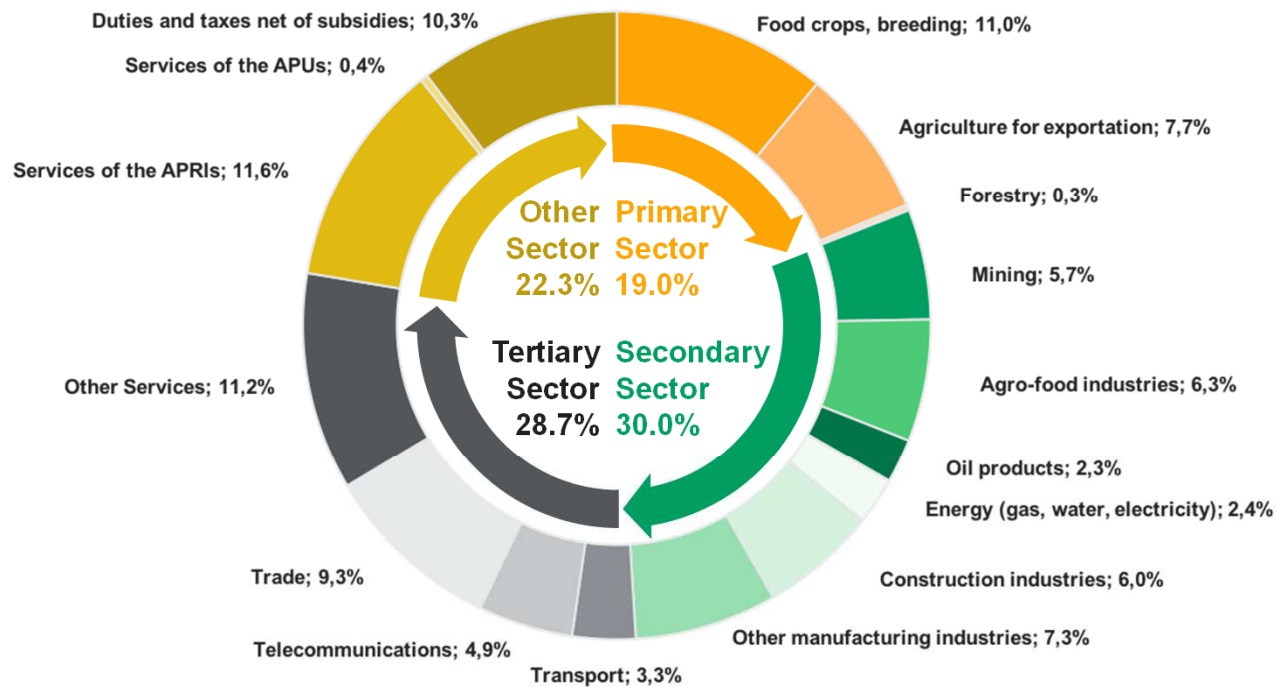




# Côte d'Ivoire has a Highly Diversified Economy



## Nominal GDP Contribution by Sector (2016)



### Primary Sector

- In 2016 the diverse agricultural mix supported growth despite the fall in cocoa production: food crops supported an overall agricultural growth of 7.4%. The share of the primary sector in the GDP is declining as the economy moves towards industrialisation. However, agriculture remains an important backbone of the economy

### Secondary Sector

- The secondary sector is the fastest growing sector of the economy at 15.2% in 2016, driven by the significant growth in mineral extraction (+18.1%), sustained energy production (+37.9%) and the strong performance in building and public works (+22.1%)

### Tertiary Sector

- Contribution of Services to GDP is increasing due to investments in the telecommunications sector for national fiber optic coverage, investments in ports and airports, the commissioning of new hotels, the organization of the “Jeux de la Francophonie” and the revival of maritime traffic, in connection with cocoa and oil product exports

# Transforming Natural Resources to Move up the Value-Chain



- ▶ Agri-processing and manufacturing are adding value to an already powerful agricultural production
- ▶ Côte d'Ivoire has the most diversified agriculture in Africa



- #1 producer and exporter of cocoa beans: Cocoa production is expected to rebound by 10.1% to 1.8mn tonnes in 2017 after challenges in 2016

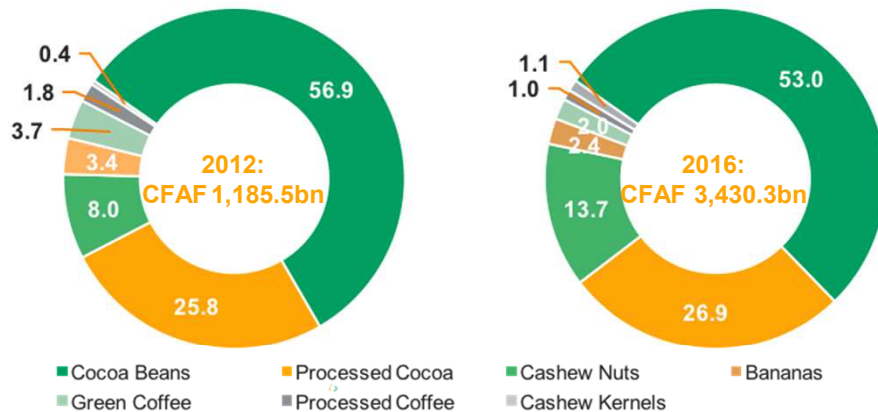


- Agriculture is still dominated by cocoa with increased exposure to broader agricultural markets
- Now #1 producer and exporter of cashew nuts
- Resilience will be further enhanced via development of agro-processing with an aim to process 50% of agricultural output by 2020
- At the end of 2016, 32.6% of cocoa and 6.2% of cashew nut production were currently processed in country

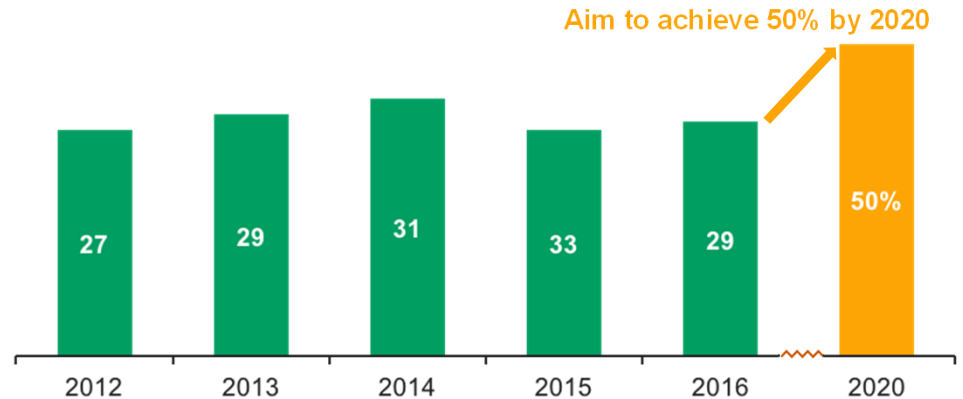
## National Agriculture Investment Programme to Develop Processing Capacity

- Established in 2011, the PNIA aims at restoring agriculture growth to 9% a year, creating 2.4 mn jobs, promoting food security and reaching a rate of 50% processing by 2020
- The first phase of PNIA helped Côte d'Ivoire achieve record production results and up tiered processing: the country became the world #1 grinder of cocoa
- 2017-2021 PNIA goals are focused on local processing, an integrated way of addressing production questions with full water control, agricultural mechanization, professional training and marketing

## Maintaining Leadership in Cocoa While Diversifying Agri-export Base (in %)



## Take-off in Agri Processing in Côte d'Ivoire (% Cocoa Production Processed)



# INTEGRATING SDGs IN NATIONAL DEVELOPMENT PLAN



<b>SUSTAINABLE DEVELOPMENT GOALS (SDG)</b> <b>2016-2030</b>	<b>NATIONAL DEVELOPMENT PLAN (NDP)</b> <b>2016-2020</b>
<b>SDG 11 : Sustainable cities and communities</b> <b>SDG 16 : Peace, justice and efficient institutions</b> <b>SDG 17 : Partnerships for the goals</b>	<b>Strategic Pillar 1 : Enhancement of the quality of institutions and governance</b>
<b>SDG 1: No poverty</b> <b>SDG 2: No hunger</b> <b>SDG 3: Good health and well-being</b> <b>SDG 4 : Quality education</b> <b>SDG 5 : Gender equality</b> <b>SDG 14 : Life below water</b>	<b>Strategic Pillar 2 : Acceleration of human capital development and promotion of social well-being</b>
<b>SDG 8 : Good jobs and economic growth</b> <b>SDG 12 : Responsible consumption and production</b>	<b>Strategic Pillar 3 : Acceleration of structural transformation of the economy through industrialization</b>
<b>SDG 6 : Clean water and sanitation</b> <b>SDG 7 : Clean energy at affordable cost</b> <b>SDG 9 : Industry, innovation and infrastructure</b> <b>SDG 13 : Climate action</b> <b>SDG : Life on land</b>	<b>Strategic Pillar 4 : Development of infrastructure harmoniously distributed throughout the country and environmental preservation</b>
<b>SDG 10 : Reduced inequalities</b> <b>SDG 17 : Partnerships for the goals</b>	<b>Strategic Pillar 5 : Enhancement of regional integration and international cooperation</b>

## SPECIFIC SOCIAL AND INCLUSION MEASURES



**Government intent to promote sustainable jobs specially for youth.**

In this perspective, **youth employment agency** has been established in **2015** to coordinate all actions targeting jobs creation.

Youth employment agency is provided with **90 million USD** fund to create **job opportunities**

Technical education and professional training have been reviewed to fit with the needs of economy, education system and private sector partnership has been reinforced with this respect.

In addition, Government have been promoting **entrepreneurship at school** in order to provide future graduates with the necessary skills set to start a business and boost own employment.

**Government Established since 2015 of free and compulsory school for every child until 16. The net education rate went from 68% in 2012 up to 87% in 2016.**

# SPECIFIC SOCIAL AND INCLUSION MEASURES



Others key social reforms include

- (i) Universal health care insurance launched with progressive registration ;
- (ii) Social safety nets program is going on targeting most vulnerable households in rural areas of the country and ;
- (iii) Unique Identification Number Project under the World Bank Identification for Development program (ID4D).

**Ppopulation related issues especially Demographic Dividend is fully integrated in the National Development Plan.** The National Population Policy has been approved by the Government in September 2015 with key goals:

- (i) Fasten the demographic transition pace and bring fertility rate from 5 to 4 by 2025;
- (ii) Increase the contraceptive use rate from 14% in 2012 to 45% in 2025; and
- (iii) Fasten maternal death reduction.

# SPECIFIC SOCIAL AND INCLUSION MEASURES



## Special actions have been taken to empower women:

- 8 million USD Fund to help women undertake Income Generating Activities : 40 000 women have benefited so far.
- Implementation of a special training plan for girls out of normal schooling consistent with the needs of the economy and focusing on entrepreneurship ;
- Appointing more women in leadership position (political, Government level)
- Government encourages women to serve as teacher specially in secondary school by imposing quotas in recruiting process.

## KEY CHALLENGES TO OVERCOME

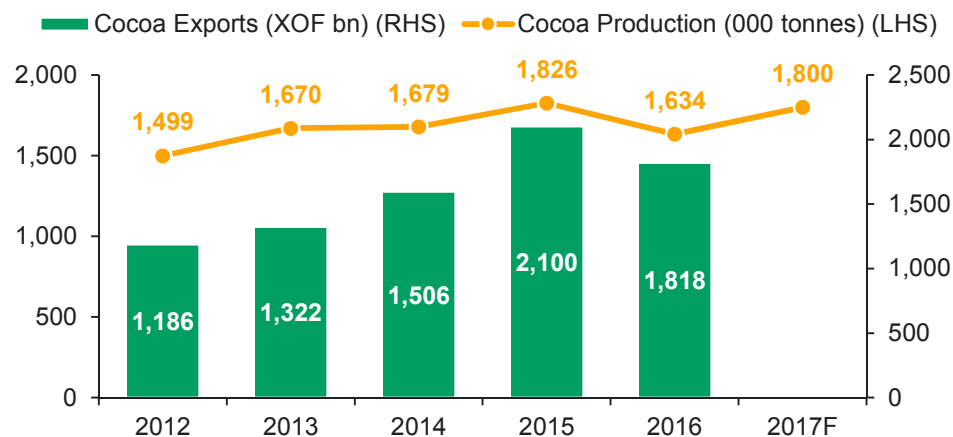


- (i) Maintaining social peaceful and stable environment ;**
- (ii) Addressing new security threats like terrorism ;**
- (iii) Addressing youth employment ;**
- (iv) Managing the demographic transition ;**
- (v) Make Structural transformation effective to be less dependent on raw materials.**

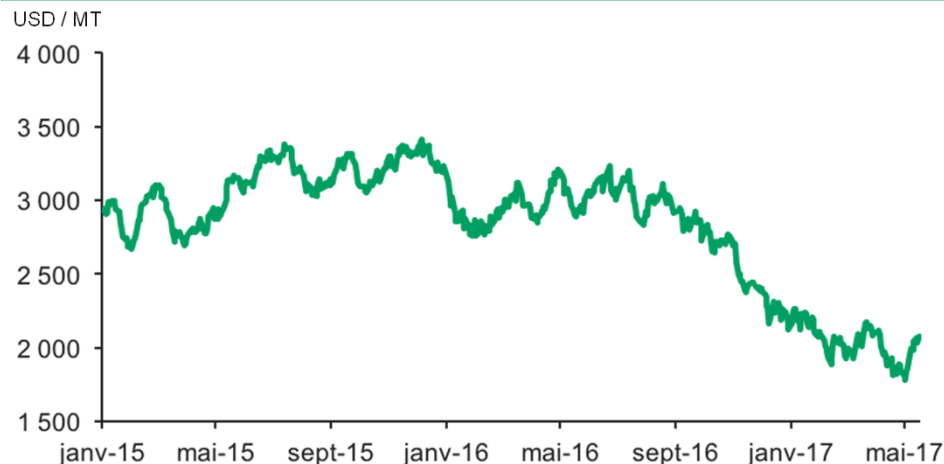
# Resilient Cocoa Sector



## Cocoa Production and Export Volumes Remain Robust Despite Weather Related Challenges in 2016



## Recent Price Volatility have been Absorbed Due to Prudent Government Management of the Sector



## Restructuring of the Sector Since 2011 Establishes Proper Regulation and Buffers Against Cyclical Risks

- Coffee-Cocoa council established in January 2012 with responsibility for management, regulation, development and stabilization of prices
- Established marketing mechanism which includes forward contracts, forward sales of export licenses and price guarantees to cocoa growers
  - Anticipated Forward Sales Program ensures farmers receive at least 60% of the CIF export price. Mechanism based on 80% forward sale of the crop with 20% sold at spot
  - This mechanism guaranteed a minimum price of CFAF 1,100 per kg for the main 2016-2017 season. In recent weeks, market prices for cocoa have seen some improvements, rising off the lows
- Two stabilization/reserve funds were created, acting as buffers for the sector:
  - The Stabilisation Fund of CFAF 70 bn fund housed at BCEAO and
  - The Technical Reserve Fund of CFAF 170 bn to cover risks resulting from the price guarantee system. This fund was partly used in Q1 2017 to support producer prices from the decline in international market prices
  - At the Maputo Summit in Mozambique in 2003, African countries pledged to devote at least 10% of their national budget to the agricultural sector (agriculture, livestock and fisheries)
  - Côte d'Ivoire and Ghana announced in April 2017 a deepening in their coordination of cocoa production via their respective regulators, the Conseil du Café-Cacao and Cocobod. The decision has been highlighted as credit positive for both sovereigns by Moody's and is expected to decrease cocoa price volatility in the future

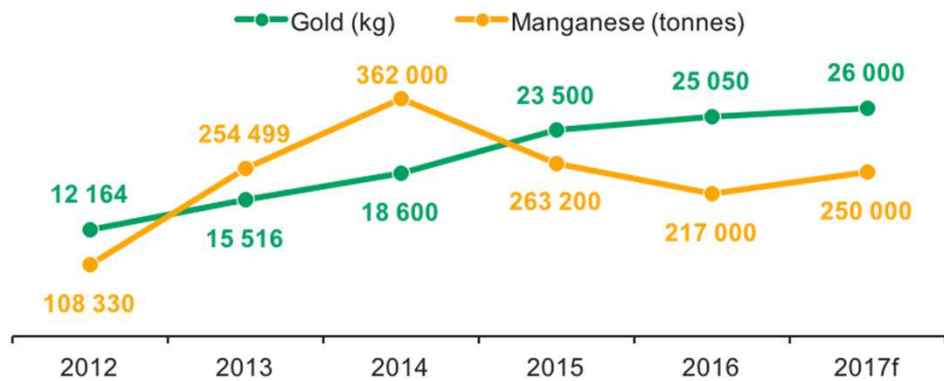


# Massive Potential in Mining & Energy Sector



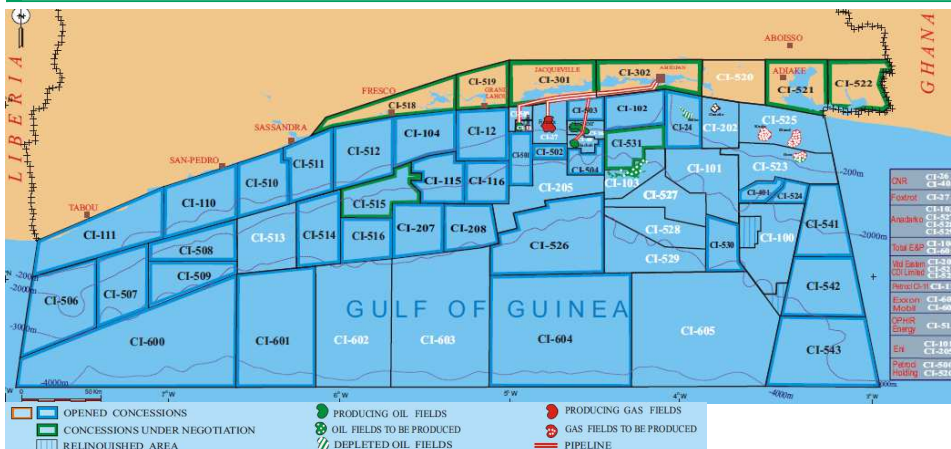
▶ Côte d'Ivoire is leveraging its diverse and abundant natural resource endowment via a structured plan to grow the mining sector

## Metals Mining More than Doubled Since 2012 but Full Potential is yet to be Realized

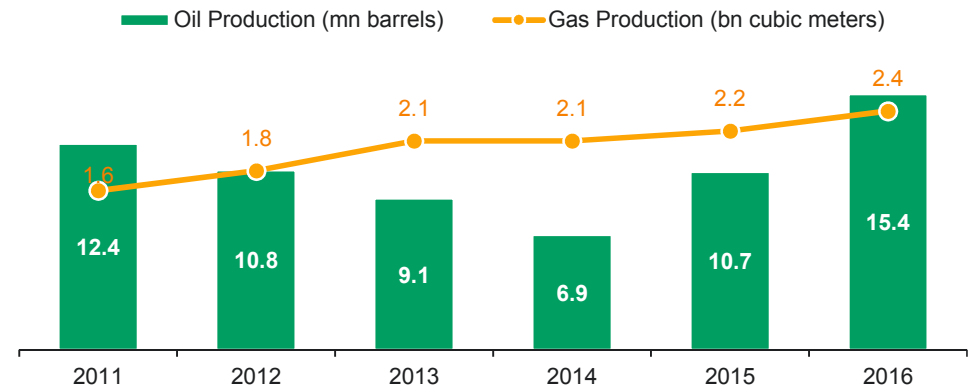


- In addition to large gold deposits, Côte d'Ivoire has one third of the West Africa's Birimian greenstone belt, an estimate 4 bn tons of iron ore, 50 mn tons of nickel-platinoid copper ore reserves and 260 mn tons of laterite nickel
- Introduction of new Mining Code in 2014 has led to increased investment in the sector (159 exploration permits granted as at the end of 2016)
- A new Petroleum Code has raised potential of hydrocarbon sector with buoyant exploration trends
- Proven oil reserves stand at 280 mn barrels of oil and 1,825 bn cubic feet of natural gas (at the end of 2016)
- Large international companies are present in Côte d'Ivoire
- Côte d'Ivoire has been a signatory of the Extractive Industries Transparency Initiative since April 2012

## Côte d'Ivoire Hydrocarbon Map



## Oil & Gas Production Increased as a Result of Increased Investments in the Sector



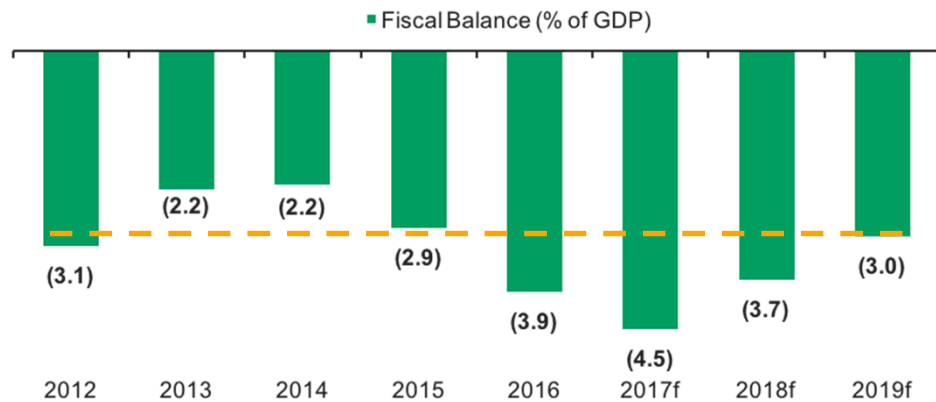
Source: Republic of Côte d'Ivoire

# Fiscal Policy Creates Space for Investment



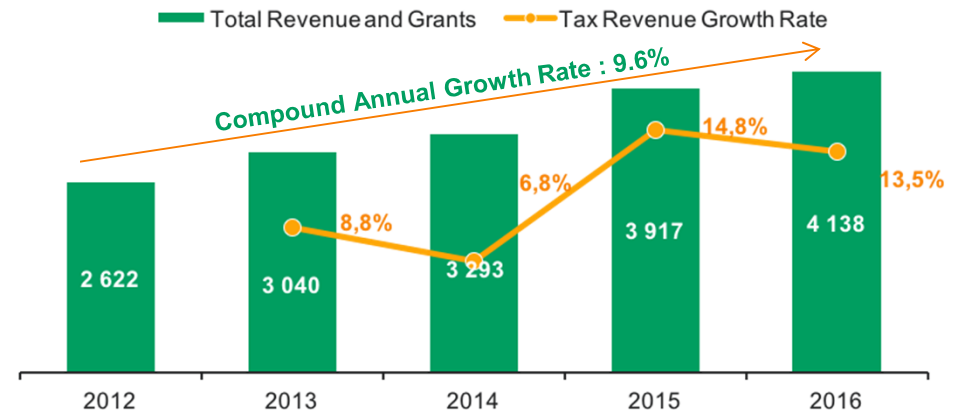
## Budget Deficit Reflects Increased Spending on security, Health and Education

Fiscal consolidation policy aims at reducing fiscal deficit in 2018 to 3.7% and decline further to the WAEMU budget criteria of 3.0% by 2019

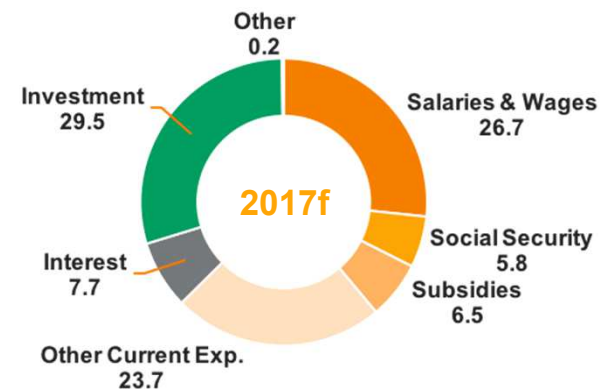


## Buoyant Budget Revenue Growth Allows for Investment

Budget revenues including grants have multiplied 1.6x between 2012 – 2016 and represent 19.3% of GDP in 2016



## Reduced Current Expenditure Creates Fiscal Space for Capital Expenditure (% of total expenditure)



Thank You

