

Third Session of OEWG on Ageing 21-24 August 2012, UN Headquarters, New York

Information Note on NGO Accreditation

Application for accreditation to the Open-ended Working Group on Ageing

Accreditation is a **one-time process** by which not previously accredited non-governmental organizations become eligible to participate as observers in the Open-ended Working Group on Ageing. Accreditation is granted to organizations and not to individuals.

NGOs that have consultative status with the Economic and Social Council (ECOSOC) or were accredited before are already accredited to the Open-ended Working Group on Ageing. All other NGOs wishing to participate in the Third Session **MUST** apply for accreditation.

Applications for accreditation should contain all the following information:

- a. The purpose of the organization;

To work for the cause and care of disadvantaged senior citizens and to improve their quality of life

- b. Information as to the programmes and activities of the organization in areas relevant to the human rights of older persons;

HelpAge India is a national level voluntary organisation working for the cause and care of the disadvantaged elderly across the country for the last 34 years. Currently we are providing services and benefits to over 3,50,000 senior citizens. Major programmes include Sponsor-a-Gran which provides both support to destitute elders and economic opportunities through the formation of Elders Self Help Groups to approximately 57,000 senior citizens; Operation of Mobile Medicare units in 76 locations providing treatments to over a million elders annually and sponsor cataract surgeries for elderly. The number of beneficiaries is over 25000. Details of all our programmes initiatives are available on our websites:

<http://www.helpageindia.org>

<http://www.helpageindiaprogramme.org>

- c. Confirmation of the activities of the organization at the national, regional or international level;

HelpAge India is a founding member of the HelpAge International network.

HelpAge India is working nationwide and has offices in 24 States / Union territories and operates its projects from 86 locations. The organisation raises awareness of older people's concerns in Communities to promote understanding of ageing issues. HelpAge India is actively associated with the Government of India in the formulation of National Policy on Older Persons to secure benefits for older people and make older people aware of their rights and entitlements. We are also a member of the National Council for Older Persons. Mr. Mathew Cherian, Chief Executive, HelpAge India also spoke at UN on elderly rights.

- d. Copies of the annual or other reports of the organization with financial statements, and a list of financial sources and contributions, including governmental contributions;

Copies of the following documents are attached

Annual Report, Financial Statement 2010-11, HelpAge India Brochure, HelpAge India's AgeCare Programme Profile, Kalyan Ashram Brochure, TEV Brochure

- e. A list of members of the governing body of the organization and their countries of nationality;

Details of the members of the Governing Body are attached.

- f. A description of the membership of the organization, indicating the total number of members, the names of organizations that are members and their geographical distribution;

- **Affiliate member of HelpAge International, UK**
- **Member, International Federation on Ageing,**
- **Member of National Council for Older Persons, Government of India**
- **Member of Credibility alliance**

- g. A copy of the constitution and/or by-laws of the organization.

A copy of the Memorandum of Association and Rules and Regulations of HelpAge India is attached.

STATEMENT OF ACCOUNTS FOR THE YEAR ENDED

MARCH 31, 2011



C-14 , Qutab Institutional Area , New Delhi - 110016

Phone:91-11-41688955/56 Fax: 011-26852916

Email:headoffice@helpageindia.org

Vishwanath, Singh & Associates

CHARTERED ACCOUNTANTS

AUDITORS' REPORT

TO THE MEMBERS OF HELPAGE INDIA

1. We have audited the attached Balance Sheet of HelpAge India, a Society registered under the Societies Registration Act, 1860 as at March 31, 2011 and the related Income and Expenditure Account for the year ended on that date, both of which we have signed under reference to this report. These financial statements are the responsibility of the management of the Society. Our responsibility is to express an opinion on these financial statements based on our audit.
2. We conducted our audit in accordance with auditing standards generally accepted in India. Those Standards require that we plan and perform the audit to obtain reasonable assurance about whether the financial statements are free of material misstatement. An audit includes examining, on a test basis, evidence supporting the amounts and disclosures in the financial statements. An audit also includes assessing the accounting principles used and significant estimates made by management, as well as evaluating the overall financial statement presentation. We believe that our audit provides a reasonable basis for our opinion.
3. We report that:
 - (a) We have obtained all the information and explanations, which to the best of our knowledge and belief were necessary for the purposes of our audit;
 - (b) In our opinion, proper books of account have been kept by the Society so far as appears from our examination of those books;
 - (c) The Balance Sheet and the Income & Expenditure Account dealt with by this report are in agreement with the books of account;
 - (d) In our opinion, the Balance Sheet and Income and Expenditure Account dealt with by this report have been prepared in compliance with the applicable accounting standards issued by the Institute of Chartered Accountants of India.
4. In our opinion and to the best of our information and according to the explanations given to us, the said accounts read together with the notes thereon / attached thereto give a true and fair view in conformity with the accounting principles generally accepted in India:
 - (a) in the case of the Balance Sheet, of the state of affairs of the Society as at March 31, 2011; and
 - (b) in the case of the Income and Expenditure Account, of the excess of expenditure over income for the year ended on that date.



Place: New Delhi
Date: August 11, 2011

For and on behalf of
Vishwanath, Singh & Associates
FRN: 04316N
Chartered Accountants

D. Subramanian

D. Subramanian
Partner
Membership No 84625

Flat 10, SHANKAR MARKET, CONNAUGHT CIRCUS, NEW DELHI 110001 [INDIA]
Tel : (91) (11) 23413173, 23413174, 23414024 & 23411127 Fax : (91) (11) 23414709 E-mail : vsasso@vsnl.com
Also at : Flat 1109, New Delhi House, 27, Barakhamba Road, New Delhi 110001 [INDIA]
Tel : (91) (11) 41511495, 41511496 & 23313016 Fax : (91) (11) 23310457

HelpAge India

BALANCE SHEET AS AT MARCH 31, 2011

	SCHEDULE NO.	As At March 31, 2011		As At March 31, 2010	
		(Rs.)	(Rs.)	(Rs.)	(Rs.)
SOURCES OF FUNDS					
Corpus and Reserve Balances	1		336,733,903		270,971,723
TOTAL			336,733,903		270,971,723
APPLICATION OF FUNDS					
FIXED ASSETS					
Total Assets	2	170,634,894		131,104,986	
Less: Funded from Capital Grants		77,338,220		63,827,845	
Gross Block		93,296,674		67,277,141	
Less : Accumulated Depreciation		42,043,479		42,565,276	
Net Block		51,253,195		24,711,865	
Capital work in Progress and advance on Capital Account		1,175,613	52,428,808	6,297,438	31,009,303
INVESTMENTS	3		295,718,607		259,795,270
CURRENT ASSETS, LOANS AND ADVANCES					
Cash and Bank Balances	4	124,829,394		86,473,894	
Loans and Advances	5	32,768,451		22,220,652	
Other Current Assets	6	281,411		740,808	
		157,879,256		109,435,354	
Less : Current Liabilities and Provisions					
Current Liabilities	7	162,402,901		119,435,509	
Provisions	8	6,889,867		9,832,695	
		169,292,768		129,268,204	
Net Current Assets			(11,413,512)		(19,832,850)
TOTAL			336,733,903		270,971,723
Significant Accounting Policies and Notes to Accounts	14				

The schedules referred to above form an integral part of the Balance Sheet

This is the Balance Sheet referred to in our report of even date

For and on behalf of
Vishwanath, Singh & Associates
FRN: 04316N
Chartered Accountants

D Subramanian

D. Subramanian
Partner
Membership No. 84625

A S Khosla

A S Khosla
Chief Financial Officer

For and on behalf of
HelpAge India

Mathew Cherian

Mathew Cherian
Chief Executive

Shanta Chatterji
Amal Ganguli

Shanta Chatterji
Treasurer

Amal Ganguli
President

Place: New Delhi
Date: August 11, 2011



INCOME AND EXPENDITURE ACCOUNT FOR THE YEAR ENDED MARCH 31, 2011

	Schedule No.	For the year ended March 31, 2011 (Rs.)	For the year ended March 31, 2010 (Rs.)
INCOME			
GRANTS/ DONATIONS			
[Refer Note 1(vii)(a) on Schedule 14]			
Received during the year		500,843,068	440,298,802
Add : Unutilised Restricted grants brought forward		98,696,288	81,541,555
Less : Unutilised Restricted grants carried forward		(138,088,120)	(98,696,288)
		<u>461,451,236</u>	<u>423,144,069</u>
Other Income	9	42,067,681	21,025,523
Surplus from alternate channels available for Application of projects	10	1,999,161	1,557,209
		<u>605,518,078</u>	<u>445,726,801</u>
GROSS INCOME			
Less: Grants utilised for acquisition of Capital Assets		(13,510,375)	(8,623,666)
[Refer Note 12 on Schedule 14]			
NET INCOME		<u>492,007,703</u>	<u>437,103,135</u>
EXPENDITURE			
Net Fund Raising Cost	11	129,898,522	122,735,782
Net Funds Available for Projects		<u>362,109,181</u>	<u>314,367,353</u>
Application to Projects for the Welfare of The Aged	12	351,716,523	304,801,025
Governance Cost	13	8,988,494	7,814,885
Surplus/(Deficit) before depreciation		<u>1,404,164</u>	<u>1,751,443</u>
Depreciation		7,760,245	3,431,146
(Deficit) before Tax		<u>(6,356,081)</u>	<u>(1,679,703)</u>
Tax on Anonymous Donations Received		-	-
(Deficit) after Tax transferred for appropriation to General Purpose Reserve		<u>(6,356,081)</u>	<u>(1,679,703)</u>
Significant Accounting Policies and Notes to Accounts	14		

The schedules referred to above form an integral part of the Income and Expenditure Account

This is the Income and Expenditure Account referred to in our report of even date

For and on behalf of
Vishwanath, Singh & Associates
FRN: 04316N
Chartered Accountants

D. Subramanian

D. Subramanian
Partner
Membership No. 84625



Place: New Delhi
Date: August 11, 2011

For and on behalf of
HelpAge India

A. S. Khosla
A. S. Khosla
Chief Financial Officer

Mathew Cherian
Mathew Cherian
Chief Executive

Shanta Chatterji
Shanta Chatterji
Treasurer

Amal Ganguli
Amal Ganguli
President

SCHEDULES ATTACHED TO AND FORMING PART OF THE BALANCE SHEET

SCHEDULE 1 - CORPUS AND RESERVE BALANCES

	(Rs.)	As at March 31, 2011 (Rs.)	(Rs.)	As at March 31, 2010 (Rs.)
Corpus Fund				
Opening Balance	146,129,291		49,613,208	
Add : Received during the year	<u>72,118,261</u>	218,247,552	<u>96,516,083</u>	146,129,291
Designated Reserves				
Disaster Reserves - Opening Balance		5,000,000		5,000,000
General Purpose Reserve				
Opening Balance	119,842,432		121,522,135	
Less: Deficit from Income and Expenditure Account annexed	<u>(6,356,081)</u>	113,486,351	<u>(1,679,703)</u>	119,842,432
		<u>336,733,903</u>		<u>270,971,723</u>



Handwritten signatures and initials, including 'Alu', 'Mc', 'J', and 'M'.

SCHEDULE 2 - FIXED ASSETS
[Refer Notes 1(ii) and 1(iii) on Schedule 14]

	GROSS BLOCK				DEPRECIATION				NET BLOCK	
	As on April 01, 2010 (Rs.)	Additions during the year (Rs.)	Sales / Adjustments during the year (Rs.)	As on March 31, 2011 (Rs.)	Upto March 31, 2010 (Rs.)	For the year (Rs.)	Adjustments (Rs.)	Upto March 31, 2011 (Rs.)	As on March 31, 2011 (Rs.)	As on March 31, 2010 (Rs.)
Tangible Assets										
Land										
Freehold	191,401	-	-	191,401	-	-	-	-	191,401	191,401
Leasehold	125,331	-	-	125,331	-	-	-	-	125,331	125,331
Building	26,117,085	-	-	26,117,085	-	-	-	-	16,351,088	17,003,152
Air Cooling Plant and Air Conditioners	1,109,804	146,200	293,732	962,272	731,394	652,064	293,732	9,765,997	389,018	378,410
Electrical Fittings	1,521,902	40,704	362,594	1,200,012	1,184,826	88,772	355,176	918,422	281,590	337,076
Furniture, Fixtures	2,718,740	936,025	437,529	3,217,236	541,365	571,459	437,529	675,295	2,541,941	2,177,375
Medical Equipments	2,774,326	6,252,030	-	9,026,356	2,343,369	1,602,297	-	3,945,666	5,080,690	430,957
Office Equipments including Computers	14,398,812	6,464,500	4,485,214	16,378,098	12,301,239	2,335,015	4,492,632	10,143,622	6,234,476	2,097,573
Vehicles	17,433,538	2,194,896	2,730,277	16,898,157	15,842,697	582,007	2,730,277	13,694,427	3,203,730	1,590,841
Intangible Assets										
Computer Software	886,202	18,294,524	-	19,180,726	506,453	1,820,343	-	2,326,796	16,853,930	379,749
Current Year	67,277,141	34,328,879	8,309,346	93,296,674	42,565,276	7,787,549	8,309,346	42,043,479	51,253,195	24,711,865
Less : Depreciation of MMUs Transferred to Health Project	-	-	-	-	(25,983)	(27,304)	-	(53,287)	-	-
Net Amount	67,277,141	34,328,879	8,309,346	93,296,674	42,539,293	7,760,245	8,309,346	41,990,192	51,253,195	24,711,865
Previous Year	59,662,391	8,939,059	1,324,309	67,277,141	40,368,674	3,457,129	1,260,527	42,565,276	24,711,865	-
Less : Depreciation of MMUs Transferred to Health Project	-	-	-	-	-	(25,983)	-	(25,983)	-	-
Net Amount	59,662,391	8,939,059	1,324,309	67,277,141	40,368,674	3,431,146	1,260,527	42,539,293	24,711,865	-

Note :

1. Tangible assets exclude immovable properties purchased from specific grants upto date and received in kind, as follows :

- HelpAge India - NDTV viewer's Elder's village, Cuddalore, Tamil Nadu valued at Rs. 19,610,031.
- Freehold Land measuring Two Bighas in Patelaia district, Punjab valued at Rs. 350,700.
- 12 katha of Land at Jhanjharpur, Bihar gifted to the Society on which Community Centre has been constructed by the Society during the year
- Dwelling house bearing Ward No 4 Block No 28, Cooks Nagar Nagapattinam - valued at Rs 870,000 out of which funded by the Society Rs 450,000

2. Additions to Gross Block as at March 31, 2011 exclude Rs. 13,510,715 refer Note 12 on schedule 14 (Previous year Rs. 8,623,666) and on a cumulative basis Rs. 77,338,220 (Previous year Rs. 63,827,845) respectively, being assets acquired against capital grants.

3. Freehold land represents land at Chennai a portion of which has been encroached upon and is not in the physical possession of the Society.

4. Sales/Adjustments during the year include adjustment to Gross Block and Accumulated Depreciation of Rs 5,579,069 (previous year Rs Nil) as the said assets have been depreciated fully in the earlier years.



Handwritten signatures and initials: 'Ane', 'Sg', 'M', and a large signature.

SCHEDULES ATTACHED TO AND FORMING PART OF THE BALANCE SHEET

	(Rs)	As at March 31, 2011 (Rs)	(Rs)	As at March 31, 2010 (Rs)
SCHEDULE 4 - CASH AND BANK BALANCES				
Cash-in-Hand		1,573,282		1,307,780
Cheques-in-Hand		13,380,669		7,636,593
Franking Machine (Stamps in Hand)		163		26,125
Balance with Scheduled Banks in:				
- Time Deposits	60,000,000		55,500,000	
- Saving/ Current Accounts *	60,031,841		31,762,541	
Book Overdraft in current accounts (linked with Time Deposits)	(10,156,561)	109,875,280	(9,759,145)	77,503,396
		<u>124,829,394</u>		<u>86,473,894</u>

* Includes Rs. 673,371 (Previous Year - Rs. Nil) received towards corpus pending investment as on March 31, 2011

SCHEDULE 5 - LOANS AND ADVANCES

(Unsecured, considered good unless stated otherwise)

Advances to Staff				
-Considered good	2,399,518		964,358	
-Considered doubtful	1,001		1,001	
Unused Stock of [as valued and certified by the management]				
- Medicines	3,645,137		2,531,428	
- Advocacy and Value education items	2,511,118		1,653,494	
Prepaid Expenses	897,236		954,030	
Advances recoverable in cash or in kind or for value to be received				
-Considered good	772,297		547,462	
-Considered doubtful	242,081		854	
Security Deposits	789,661	11,258,049	586,366	7,236,993
Other Receivables				
Grants / Donations receivable	16,004,633		12,137,148	
Other receivables	8,000		20,000	
Interest accrued but not due	487,209		219,801	
Value Added tax	7,855		16,876	
Income Tax Recoverable	4,179,971	20,687,668	2,589,689	14,983,514
Gratuity fund in excess of actuarial liability [Refer Note 1(vi)(b) on Schedule 14]		1,065,816		-
		<u>33,011,533</u>		<u>22,222,507</u>
Less: Provision for Doubtful Advances		(243,082)		(1,855)
TOTAL		<u>32,768,451</u>		<u>22,220,652</u>

SCHEDULE 6 - OTHER CURRENT ASSETS

Sundry Debtors (Unsecured, considered good) - on account of sale of greeting cards

281,411	740,808
<u>281,411</u>	<u>740,808</u>

SCHEDULE 7 - CURRENT LIABILITIES

Sundry Creditors [Refer Note 7 on Schedule 14]		20,441,913		16,181,544
Liabilities on account of Restricted Funds				
- Foreign Funded Projects	48,852,350		33,060,043	
- Local Funded Projects	89,235,770	138,088,120	65,636,245	98,696,288
Other Liabilities		3,872,868		4,557,677
		<u>162,402,901</u>		<u>119,435,509</u>

SCHEDULE 8 - PROVISIONS

Provision for Leave Encashment [Refer Note 1(vi)(b) on Schedule 14]		5,352,651		5,574,715
Provision for Gratuity [Refer Note 1(vi)(b) on Schedule 14]				2,720,764
Provision for Tax On Anonymous Donations		1,537,216		1,537,216
		<u>6,889,867</u>		<u>9,832,695</u>



SCHEDULES ATTACHED TO AND FORMING PART OF THE INCOME AND EXPENDITURE ACCOUNT

	For the year ended March 31, 2011 (Rs)	For the year ended March 31, 2010 (Rs)
SCHEDULE 9 - OTHER INCOME		
[Refer Note 1(vii)(b) on Schedule 14]		
Refund of Project Grant disbursed in earlier years	1,210,547	781,396
Profit on sale/redemption of mutual funds	23,647,587	9,499,612
Amount realised on sale of donated investment*	-	672,449
Interest on deposits and others	9,021,253	5,760,339
Dividend from investments in mutual funds	7,368	53,267
Profit on sale of fixed assets	422,500	237,135
Liabilities/Provisions no longer required written back	2,598,887	397,202
Miscellaneous Income	5,159,539	3,624,123
	42,067,681	21,025,523

* Income from the divestment of units of mutual fund received earlier by the Society as donation in kind for which no value was accounted for as per the policy of the Society.

SCHEDULE 10 - SURPLUS FROM ALTERNATE CHANNELS

[Refer Note 1(vii)(b) on Schedule 14]

Income		
Sale of Greeting Cards and other items	4,153,117	3,771,860
Royalty / Commission on Greeting Cards	1,889,447	1,990,371
	6,042,564	5,762,231
Expenditures		
Purchase of greeting cards and other items	2,904,368	2,669,775
Manpower cost	351,500	457,962
Travelling and Conveyance	54,733	67,106
Printing and Stationery	36,675	104,279
Postage & Telegram	220,787	168,253
Other Expenses	475,340	737,647
	4,043,403	4,205,022
Net Surplus from alternate channels available for Application of projects	1,999,161	1,557,209

SCHEDULE 11 - FUND RAISING

Manpower Cost	10,627,323	10,200,414
Travelling and Conveyance	2,129,424	2,214,954
Vehicle Running	150,912	195,010
Advertisement (Recruitment)	-	59,085
Purchase of Donor Data	1,757,486	2,090,757
Data Mining	1,971,833	1,163,610
Electricity and Water	125,320	100,630
Legal and Professional	3,441,240	5,188,916
Fund Raising Commission**	99,419,769	95,545,727
Office and Miscellaneous	911,547	1,391,950
Postage and Telegram	21,878,815	22,784,166
Printing and Stationery	11,148,772	10,057,567
Rent, Rates and Taxes	76,333	214,000
Computer expenses	128,750	168,116
Repairs and Maintenance	258,695	315,703
Seminar and Conference	75,587	155,751
Staff Welfare	266,427	252,859
Telephone	421,658	339,511
Web Marketing	5,681,926	3,197,493
	160,471,817	155,636,221

Allocations: [Refer Note 2 on Schedule 14]

From: Governance and Central Support Costs	9,786,421	7,823,535
For: Advocacy, Communication and Social Mobilisation	(40,359,716)	(40,723,974)
Net Fund Raising Cost	129,898,522	122,735,782

** Represents commission in accordance with the agreement with an agency for support in raising donation / Corpus for the Society.



(Handwritten signatures)

SCHEDULE 12 - APPLICATION TO PROJECTS FOR THE WELFARE OF THE AGED



[Refer Notes 1(viii) on schedule 14]

Projects		For the year ended March 31, 2011 (Rs.)		For the year ended March 31, 2010 (Rs.)
Health				
- Direct	73,962,406		46,523,787	
- Through Partner Agencies	<u>39,366,417</u>	113,328,823	<u>24,547,837</u>	71,071,624
Social Protection				
- Direct	6,276,714		444,853	
- Through Partner Agencies	<u>44,522,582</u>	50,799,296	<u>78,870,320</u>	79,315,173
Disaster Management				
- Direct	9,983,440		8,798,997	
- Through Partner Agencies	<u>-</u>	9,983,440	<u>-</u>	8,798,997
Agecare Programme				
- Direct	46,135,748		28,755,003	
- Through Partner Agencies	<u>6,630,280</u>	52,766,028	<u>5,951,868</u>	34,706,871
Advocacy Communication & Social Mobilisation				
- Direct	41,803,257		38,326,487	
- Through Partner Agencies	<u>-</u>		<u>-</u>	
Allocation : [Refer Note 2 on Schedule 14]				
From: Fund Raising	<u>40,359,716</u>	82,162,973	<u>40,723,974</u>	79,050,461
Project Monitoring and implementation Cost				
Manpower	16,728,253		12,710,493	
Travelling and Conveyance	2,678,188		1,765,823	
Affiliation Fees	357,728		343,349	
Others	2,829,717		2,870,526	
Allocation : [Refer Note 2 on Schedule 14]				
From: Governance and Central Support cost	<u>20,082,077</u>	42,675,963	<u>14,167,708</u>	31,857,899
TOTAL		<u>351,716,523</u>		<u>304,801,025</u>



Handwritten signatures and initials.

	For the year ended March 31, 2011 (Rs)	For the year ended March 31, 2010 (Rs)
SCHEDULE 13 - GOVERNANCE AND CENTRAL SUPPORT COST		
Manpower Cost	19,682,104	17,863,173
Travelling and Conveyance	2,248,777	1,802,657
Legal and Professional	2,777,362	2,357,068
Office and Miscellaneous	4,883,426	3,854,178
Software implementation and Support cost	4,978,400	960,217
Annual Report	682,000	568,000
Postage and Telegram	396,668	178,190
Printing and Stationery	218,576	226,594
Rent, Rates and Taxes	237,616	380,482
Repair and Maintenance	967,240	504,280
Staff Welfare	517,918	349,480
Insurance	439,095	175,251
Provision for Doubtful Debt & Advances	241,227	1,855
Amount Written off	90,233	88,353
Audit Fees	496,350	496,350
	38,856,992	29,806,128
Allocation of Governance and Central Support Cost		
[Refer Note 2 on Schedule 14]		
To: Fund Raising	(9,786,421)	(7,823,535)
To: Project Monitoring and Implementation cost	(20,082,077)	(14,167,708)
GOVERNANCE COST	8,988,494	7,814,885




SCHEDULE 14 SIGNIFICANT ACCOUNTING POLICIES AND NOTES TO ACCOUNTS FOR THE YEAR ENDED MARCH 31, 2011

1. Significant Accounting Policies

(i) Basis of Accounting

The financial statements have been drawn up under the historical cost convention, on an accrual basis, in accordance with applicable accounting standards issued by The Institute of Chartered Accountants of India.

(ii) Fixed Assets

Fixed assets are stated at cost of acquisition including taxes, duties, freight and other incidental expenses relating to acquisition and installation.

Assets purchased from specific grants are netted off against the capital grant received and the balance, if any, capitalised.

Intangible assets are recorded at the consideration paid for acquisition.

(iii) Depreciation

Depreciation is charged on the Straight Line Method on a pro rata basis over the estimated useful life of assets at the following rates:

Building	2.5 %
Air-cooling Plant and Air conditioners	20 %
Electrical Fittings	15 %
Computers	33.33 %
Office Equipments	33.33 %
Furniture and Fixtures	10 %
Vehicles	20 %
Medical Equipments	20 %

Computer Software is amortised over a period of three years on a straight line basis. All assets costing individually less than or equal to Rs. 5,000 each are fully depreciated in the year of purchase.

(iv) Investment

Long-term investments are stated at cost. They are suitably adjusted to recognise permanent diminution in value, if any. Current Investments are valued at cost or market value, whichever is lower.



inc *JS* *lll* *APL*

(v) **Foreign Exchange Transactions**

Foreign Currency transactions are recorded at the rates existing at the date on which the transactions take place. Year-end receivables and payables, if any, are translated at year-end rates of exchange. Exchange differences are appropriately dealt with in the Income and Expenditure Account, except those relating to fixed assets, which are capitalized.

(vi) **Retirement Benefits**

(a) **Defined Contribution Plan:**

Contribution to the provident fund and family pension fund is made in accordance with the provisions of the Employees Provident Fund and Miscellaneous Provisions Act, 1962 and is recognised as an expense on an accrual basis.

(b) **Defined Benefit Plans:**

The liability for Leave Encashment and Gratuity is provided on the basis of an actuarial valuation done by an independent actuary at the year-end on the basis of 'Projected Unit Credit Actuarial Method'. The Society contributes yearly, to schemes administered by the Life Insurance Corporation of India and Kotak Mahindra Old Mutual Life Insurance Limited to discharge its gratuity liability to the employees. In addition suitable adjustment is made in the accounts to bring the gratuity liability in line with the actuarial valuation on the basis of "Projected Unit Credit Actuarial Method" at the year end.

(vii) **Income Recognition**

(a) **Donations**

Restricted project grants are recognised as income in the year disbursed to various projects.

Others grants/donations are accounted for in the year of receipt or on receipt of sanction, whichever is earlier.

Funds received for restricted projects remaining unutilised on the completion of the project are written back as other grants/donations in the year in which they are no longer deemed to be payable.

Donations received in kind are not valued or accounted for in the books of account.



(b) **Other Income**

Amounts received to meet administration expenses are recognised as income in full on receipt.

Surplus/Deficit from alternate channels for revenue generation is recognised on an accrual basis.

Dividend/interest on investments (including donated investments) is accounted for when the right to receive the income is established.

(viii) **Expenditure**

Grants made to projects carried out through partner agencies are accounted for upon the payments falling due in accordance with respective agreements.

Endowments to old age homes, which give HelpAge India a right to use of rooms in the homes, are accounted for as grants disbursed.

2. Cost Allocation:

The Society apportions the Central Support costs incurred to Fund Raising cost, Applications of funds to Projects for the Welfare of the Aged (Programmes) and Governance, the basis of apportionment being as considered appropriate and determined by the management. The Central Support costs include the costs of Central/State office functions such as general management, payroll administration, budgeting and accounting, information technology, human resources etc.

(a) All expenses are classified under headings that aggregate all cost relating to the categories/activity. Central Support costs are allocated to activities relating to Programmes, Governance and Fund Raising on the basis of their use of Central Support Services.

(b) The costs on fundraising material providing information about the aims, objectives and the issues of the elderly in an educational manner in furtherance of the Society's objectives are apportioned to Programmes.

3. Donations received by the Society qualify for deduction under Section 35AC / Section 80G and Section 80GGA of the Income Tax Act, 1961 in terms of approvals received as under:

(a) Amounts received up to Rs. 170 (one hundred seventy) crores under Section 80GGA and Section 35AC of the Income Tax Act, 1961, vide Letter Ref No. F.No.270/201/1992-NC dated 28.04.2011 with a copy of the Notification No. S.O. 880(E) dated 27.04.2011 amending the Notification No. 602(E) dated 12.08.1993 for approval of the project or scheme for "Medical care to older persons, leprosy and



Handwritten signatures and initials.

Demands raised by the Income Tax officer amounting to Rs. 454,103,055 in relation to Assessment years 2001-02, 2002-03, 2003-04, 2004-05, 2005-06, 2006-07 and 2007-08 by denying exemptions under section 11 and 12 on the grounds of the Society attracting the provisions of section 13 of the Income Tax Act 1961, based on appeals filed by the Society have been deleted by the Commissioner of Income Tax (Appeals). Based on the decision of the CIT Appeals, the Income Tax Department has subsequently revised its assessment orders except, for assessment year 2008-09, under Section 250 and reduced the demand to NIL. The Income tax department filed appeals against the said deletions by the Commissioner of Income Tax (Appeals) in respect of all the above assessment years, before the Income Tax Appellate Tribunal [ITAT]. The ITAT has dismissed the appeals of the Tax Department for the AY 2001-02, 2002-03, 2003-04, 2004-05, 2005-06, 2006-07 and 2007-08. The Income Tax Department has gone in appeal before the Delhi High Court against the aforesaid orders. The Delhi High Court has dismissed the appeals filed by the Department save for AY 2007-08 which is pending disposal. **Against the order of the Delhi High Court for the AY 2005-06, the Special Leave Petition filed by the Department has been dismissed by the Supreme Court vide order dated February 28, 2011.**

(c) Bonds against grants received for MMU's -##

As at March 31, 2011	As at March 31, 2010
Rs. 25,133,267	Rs. 20,204,207

Represent bonds issued to Ministry of Social Justice and Empowerment and Department of Science and Technology against grants received for MMUs. Expenditure is incurred against these grants. However, the actual liability against these bonds, if any, is not ascertainable at this stage and could arise at the close of the grants by the Ministry, though this is considered unlikely.

7. The Society has not received any intimation from the suppliers, regarding the status under the Micro, Small and Medium Enterprises, as defined under "The Micro, Small and Medium Enterprises Development Act, 2006" and hence the disclosure, if any, relating to the amount unpaid as at the year-end together with the interest paid or payable as required under the said Act has not been given.
8. Consequent to the adoption of the Accounting Standard on Employee Benefits (AS 15-Revised) issued by the Institute of Chartered Accountants of India, disclosures required by the Standard are hereunder.

Defined Contributions Plans:

The Society has recognized the following amounts in the Income and Expenditure account which are included under Contributions to Provident and Other Funds:

Provident Fund / Pension Fund Rs. 6,559,782 (Previous Year - Rs. 5,114,796)



are

[Signature]

[Signature]

[Signature]

cancer patients, provision of home to older persons, rehabilitation of destitute old women, conducting eye camps” as an eligible project or scheme for a period of three years commencing from financial year 2010-11.

(b) Amounts received up to Rs 30 (thirty) crores under Section 80GGA and Section 35AC of the Income Tax Act, 1961 vide letter No. F.No.270/198/2005-NC dated 28.04.2011 with a copy of Notification No.879(E) dated 27.04.2011 amending the Notification No. 998(E) dated 05.07.2006 for “ Building a general corpus Reserve for HelpAge India’s work” for a period of three years commencing from financial year 2009-10.

(c) Amounts received under Section 80G(5)(vi) of the Income Tax Act, 1961 vide Order No. DIT(E) 2007-2008/H839/1142 dated 23/08/2007 read together with Letter No. D.I.T(E)/80G/2010-11/H-834/738 dated July 5, 2010.

4. Endowments towards construction and furnishing of two Old Age Homes (Harmit Trust - Rs.12 lakhs and Servants of the People Society - Rs.7 lakhs) were made and charged to Income and Expenditure Account in financial year 2002 - 2003. These give HelpAge India the right to use 2 rooms each at the Old Age Homes run by these Societies.

5. Grant commitments as per Memoranda of Understanding with partner agencies pending disbursement, to the extent not provided, amount to Rs. 11,044,945 (Previous Year Rs. 7,430,725).

6. There are contingent liabilities in respect of

(a) Cases filed by ex-employees against the Society

As at March 31, 2011	As at March 31, 2010
Not Ascertainable	Not Ascertainable

(b) Income tax demands disputed*#

As at March 31, 2011	As at March 31, 2010
Rs. 167,700,661	Rs. 148,618,667
For A/Y 2008-09	For A/Y 2007-08

*# Represents demand raised by the Income Tax Officer by denying exemption under Section 11 and 12 on the ground of the Society attracting the provisions of Section 13 of the Income Tax Act, 1961. The Society has filed appeal before the Commissioner of Income Tax (Appeals) in relation to assessment year 2008-09. The Society expects the demand to be deleted based on earlier orders passed in favour of the Society for the assessment years 2001-02, 2002-03, 2003-04, 2004-05, 2005-06, 2006-07 and 2007-08 by the Commissioner of Appeals and upheld by the Income Tax Appellate Tribunal.



MC *B* *HL* *FL*

Defined Benefit Plans:

In accordance with Accounting Standard AS 15 (revised 2005), actuarial valuation was done as at March 31, 2011 in respect of following defined benefit plans;

- Gratuity
- Leave encashment/compensated absences

Reconciliation of opening and closing balances of the present value of the defined benefit obligation

(in Rupees)

Particulars	Gratuity		Leave encashment/ Compensated absences (unfunded)	
	As at 31-Mar-11	As at 31-Mar-10	As at 31-Mar-11	As at 31-Mar-10
Obligations at period beginning	12,882,985	9,085,200	5,574,715	4,390,591
Service Cost	1,253,703	1,327,072	762,392	885,227
Interest cost	1,030,639	681,390	445,977	329,294
Actuarial (gain)/loss	270,415	2,840,327	211,155	950,589
Benefits paid	(2,031,142)	(1,051,004)	(1,641,588)	(980,986)
Obligations at period end	13,406,600	12,882,985	5,352,651	5,574,715
Change in plan assets				
Plans assets at period beginning, at fair value	10,162,221	8,014,949	-	-
Expected return on plan assets	812,978	733,368	-	-
Contributions	5,275,843	2,363,641	-	-
Actuarial (gain)/loss	252,516	101,267	-	-
Benefits paid	(2,031,142)	(1,051,004)	-	-
Plans assets at period end, at fair value	14,472,416	10,162,221	-	-
Reconciliation of present value of the obligation and the fair value of the plan assets				
Present value of the defined benefit obligations at the end of the period	13,406,600	12,882,985	5,352,651	5,574,715
Fair value of plan assets as at balance sheet date	14,472,416	10,162,221	-	-
Liability recognized in the balance sheet	(1,065,816)	2,720,764	5,352,651	5,574,715



hc *aj* *ll* *fl*

Expense for the period				
Service cost	1,253,703	1,327,072	762,392	885,227
Interest cost	1,030,639	681,390	445,977	329,294
Expected return on plan assets	(812,978)	(733,368)	-	950,589
Actuarial (gain)/loss	17,899	2,739,060	211,155	-
Expense debited to income and expenditure account as per actuarial certificate	1,489,263	4,014,154	1,419,524	2,165,110
Expense recognized in the Income and expenditure Account	1,489,263	4,017,345*	1,419,524	2,165,110
Reconciliation of liability/(asset) recognized in the balance sheet				
Opening net liability	2,720,764	1,070,251	5,574,715	4,390,591
Expenses recognized	1,489,263	4,014,154	1,419,524	2,165,110
Contribution by the Society	(5,275,843)	(2,363,641)	(1,641,588)	(980,986)
Liability/(asset) recognized in the balance sheet	(1,065,816)	2,720,764	5,352,651	5,574,715
Assumptions				
Interest rate	8.00%	7.50%	8.00%	7.50%
Expected rate of return on plan assets	8.00%	9.15%	-	-
Future salary increase	6.00%	6.00%	6.00%	6.00%
Expected average remaining working life of employees (yrs)	20.68	21.52	20.68	21.52

* Includes Rs. Nil (Previous Year Rs 3,191) relating to liability existing as on March 31, 2011 towards gratuity provided on actual basis for the period.

The estimates of future salary increases, considered in actuarial valuation, take account of inflation, seniority, promotion and other relevant factors such as supply and demand factors in the employment market. The above information is certified by an actuary.

9. OPERATING LEASES:

- The Society has taken office premises under cancellable operating leases. These lease agreements are normally renewed on expiry. There are no non cancellable lease agreements as on March 31, 2011.
- Lease rentals charged to the Income and Expenditure Account amount to Rs. 2,696,402 [Previous Year - Rs. 1,798,246].




10. The Society has complied with accounting standards as applicable to a Level II enterprise to which the society is categorised in terms of the Scheme for applicability of Accounting Standards to Small and Medium Sized Enterprises (SMEs), issued by the Council of the Institute of Chartered Accountants of India.
11. With effect from April 01 2010, the estimated useful life of Medical equipments has been revised to 5 years from 10 years. Consequent to this revision, the depreciation charged to income and expenditure account during the year is higher by Rs 263,178 with a corresponding decrease in the carrying amount of fixed assets under schedule 2 as at the balance sheet date.
12. The Society during the year incurred a sum of Rs. 13,510,375 (previous year Rs. 8,623,666) in acquisition/construction of fixed assets out of funds received as grants, which has been shown under Grants utilised for acquisition of fixed assets.
13. Details of related parties including summary of transactions entered into by the Society during the year ended March 31, 2011 are summarised below

Related Party

Age Venture Trust	Trust under direct Control
Mathew Cherian - Key Managerial Person	Chief Executive

Transactions during the year

	Year Ended March 31, 2011	Year Ended March 31, 2010
Remuneration to Key Managerial Person	Rs. 2,859,997	Rs. 2,424,072

Balance outstanding at the year-end	Nil	Nil
-------------------------------------	-----	-----

14. Investments received by the Society as donation in kind as on March 31, 2011

	Year Ended March 31, 2011	Year Ended March 31, 2010
Franking Templeton Fixed Tenure Fund Series V I 60 Months Plan - Dividend -10000 units of Rs 10 each	Rs. 119,399	Rs.120,805

(Handwritten signatures)



15. Previous year figures have been regrouped/ rearranged/ recast wherever necessary to correspond to the current year's classification.


Signature to Schedules 1 to 14

For Vishwanath, Singh & Associates
Firm Registration No. 004316N
Chartered Accountants

For and on behalf of
HelpAge India





D Subramanian [M. No. 84625]
Partner


A S Khosla
Chief Financial Officer


Mathew Cherian
Chief Executive




Shanta Chatterji
Treasurer


Amal Ganguli
President

Place: New Delhi
Dated: August 11 2011

GRANTS : HEALTH

S.NO.	NAME OF THE AGENCIES	NO. OF CATARACT OPERATIONS	AMOUNT (In Rs.)
1	AHALIA INTERBNAIONAL FOUNDATION	180	144,000
2	AMALA CANCER HOSPITAL SOCIETY	938	750,000
3	ARDSI	2,906	2,324,600
4	BALANAGAR LIONS CHARITABLE TRUST	330	264,000
5	BIBI CANCER HOSPITAL & RESEARCH INSTITUTE	1,875	1,500,000
6	BISWA	105	84,280
7	BLIND PEOPLE ASSOCIATION	578	462,300
8	CANCER CENTRE WELFARE HOME & RESEARCH INSTITUTE	1,111	888,750
9	CANCER INSTITUTE (WIA)	2,556	2,045,000
10	CANSUPPORT	4,406	3,525,000
11	CEDRA	583	466,500
12	CHENNAI VISION CHARITABLE TRUST	270	216,000
13	CHRISTIAN MEDICAL ASSOCIATION OF INDIA	1,758	1,406,700
14	CLEAN AIR ISLAND-HEALTH CAMPS	684	547,196
15	DAMIEN LEPROSY CONTROL CENTRE	270	216,000
16	DAUDNAGAR ORGNISATION FOR RURAL DEVELOPMENT	25	20,000
17	DISTRICT EYE RELIEF SOCIETY	1,225	980,000
18	DR.SHROFF CHARITABLE EYE HOSPITAL	26	20,700
19	GLOBAL HOSPITAL & RESEARCH CENTRE	240	240,000
20	GLOBE EYE FOUNDATION	300	240,000
21	GUILD OF SERVICE	155	124,000
22	HELLEN KELLER SERVICE SOCIETY FOR DISABLED	50	40,000
23	ICARE CHARITABLE EYE HOSPITAL	20,576	2,057,600
24	INDIAN CANCER SOCIETY	3,015	2,412,000
25	INDRAPRASTHA CANCER SOCIETY & RESEARCH CENTRE	1,547	1,237,500
26	INTERNATIONAL LONGEVITY CENTRE-ALZHEIMER	250	200,000

GRANTS : HEALTH

S.NO.	NAME OF THE AGENCIES	NO. OF CATARACT OPERATIONS	AMOUNT (In Rs.)
27	JAIPUR CALGARY EYE HOSPITAL	50	40,000
28	JYOTI PUNJ EE HOSPITAL & CHARITABLE TRUST	500	400,000
29	KOTA EYE RESEARCH CENTRE SOCIETY	360	288,000
30	LIONS CLUB OF HYDERABAD SADHURAM EYE HOSPITAL	450	360,000
31	LIONS COMPREHENSIVE EYE CARE FOUNDATION	450	360,000
32	LITTLE FLOWERHOSPITAL& RESEARCH CENTRE	60	48,000
33	M.RAM REDDY LIONS EYE HOSPITAL	300	240,000
34	M.S.REDDY LIONS EYE HOSPITAL	350	280,000
35	MEWAT MEDICAL EDUCATION & HUMAN WELFARESOCIETY	200	160,000
36	MOSES GNANABARANAM EYE HOSPITAL	320	256,000
37	NABURAN SEVA NIKETAN	50	40,000
38	NANRITAM	1,050	840,000
39	NOBLE VISION FOUNDATION	220	176,000
40	OPHTHALMIC MISSION TRUST	450	360,000
41	PHILADELPHIA HOSPITAL	1,000	800,000
42	RAJAVALLI RADHARAMAN LIONS EYEHOSPITAL	360	288,000
43	S.M.M.WELFARE CHARITABLE TRUST	450	360,000
44	SANKARA EYE HOSPITAL	1,210	968,000
45	SAURASHTRA VOLUNTARY ACTIONS	576	460,650
46	SEWA SADAN EYE HOSPITAL	1,505	1,204,000
47	SHRI KANCHI KAMAKOTI MEDICAL TRUST	355	284,000
48	SMT.SHARDA JHATAKIYA MEMORIAL TRUST	441	352,650
49	SOCIETY OF THE PRESENTATION SISTERS	90	72,000
50	SRI CHAITANYA SEVA TRUST	1,575	1,260,000
51	SRI VIVEKANANDA SEVASHRAM EYE HOSPITAL	175	140,000
52	ST.GREGORIOS BALAGRAM	180	144,000
53	SUSRUT EYE FOUND&RESEARCH CENTRE	2,502	2,001,600

GRANTS : HEALTH

S.NO.	NAME OF THE AGENCIES	NO. OF CATARACT OPERATIONS	AMOUNT (In Rs.)
54	THE MALANKARA ORTHO. SYRIAN CHURCH	180	144,000
55	THE POONA BLIND MEN'S ASSOCIATION	371	296,640
56	THE REDFERN MEMORIAL EYE HOSPITAL	270	216,000
57	TULSI EYE HOSPITAL	108	108,000
58	USHA KIRAN CHARITABLE TRSUT	500	400,000
59	VANSIDHAR CHIKITSA SEVA SANSTHAN	500	400,000
60	VELEMEGNA SOCIETY HOSPITAL	30	24,000
61	VENU CHARITABLE SOCIETY	900	720,000
62	VISHVAKALYAN SOCIETY	500	400,000
63	VISION FOUNDATION CHARITY EYEHOSPITAL	300	240,000
64	VIVEKANANDA EYE HOSPITAL	75	60,000
65	VIVEKANANDA MISSION ASRAM NETRA NIRAMAY	2,450	1,960,000

GRANTS : SOCIAL PROTECTION

S.NO.	NAME OF THE AGENCIES	AMOUNT (In Rs.)
1	ABHAYA ASHRAYA	311,800
2	ABHOY MISSION	300,000
3	ADARSH GRAM UDYOG SAMITY	139,235
4	ADARSH SARASWATI SHIKSHA SAMITI	187,274
5	ADIVASI GRAMSEVA SANGH	366,622
6	ADIVASI SEWASHRAM TRUST	307,186
7	ALL INDIA CHILD CARE & EDUCATION DEVELOPMENT	226,390
8	ASSOCIATION OF THE SISTERS OF THE DESTITUTE	508,800
9	BABA SAIN BHAGAT W/F SOCIETY	288,000
10	BANBASI SEVA SAMITI	295,118
11	BANDRA EAST COMMUNITY CENTRE	225,099
12	BANI MANDIR	379,345
13	BAPU SAMARAK MAHILA CHARKHA SANGH	224,049
14	BAZM - E - NISWAN	480,000
15	BEATITUDES SOCIAL WELFARE CENTRE	168,500
16	BELGAUM DICESAN SOCIAL SERVICE SOCIETY	270,000
17	BENGAL SERVICE SOCIETY	360,000
18	BETHANY COLONY LEPROSY ASSOCIATION	247,943
19	BHARAT MATA KUSHT ASHRAM	432,000
20	BHARAT SEWASHRAM SANGHA	295,939
21	BHARTIYA JAN UTHAN PARISHAD	229,129
22	BIHAR GRAMIN VIKAS PARISAD	209,509

GRANTS : SOCIAL PROTECTION

S.NO.	NAME OF THE AGENCIES	AMOUNT (In Rs.)
23	BLIND PEOPLE'S ASSOCIATION	256,743
24	CALCUTTA METROPOLITAN INSTITUTE OF GEROT.	172,790
25	CHERU RESHMI CENTRE	346,239
26	CHETNALAYA	355,192
27	CHILD & SOCIAL WELFARE SOCIETY	553,038
28	CHURCH OF OUR LADY ASSUMPTION	186,000
29	CHURCH OF SOUTH INDIA TRUST ASS.	414,000
30	CONGREGATION OF THE SISTERS OF ST ANN OF PROVIDENCE	439,035
31	CSI MERCY HOME	67,080
32	DAUDNAGAR ORGANISATION FOR RURAL DEV	226,149
33	DAYANAND SEVASHRAM SANGH	310,902
34	DHONDELING FAMILY WELFARE PROJECTS	420,000
35	DON BOSCO BEATITUDES	24,990
36	EAST INDIA CHARITABLE TRUST	141,900
37	ERNAKULAM SOCIAL SERVICE SOCIETY	534,545
38	GIRIJANA SEEMA WELFARE ASSOCIATION	424,614
39	GRAMA SUYARAJ	219,140
40	GRAMEEN VIKAS SANSTHAN	176,860
41	GRANNY GRANDAD SCHEME	361,740
42	GUILD OF SERVICE	535,345
43	GYAN YOG CHARITABLE TRUST	218,777
44	HIMACHAL HARIJAN KALYAN SANSTHAN	933,733
45	HOLY ANGELS CONVENT	92,720
46	HOME FOR THE AGED & HANDICAPPED	296,180
47	HOUSE OF PROVIDENCE	519,035

GRANTS : SOCIAL PROTECTION

S.NO.	NAME OF THE AGENCIES	AMOUNT (In Rs.)
48	HUMAN ACTION FOR RURAL DEVELOPMENT	781,188
49	INBA ILLAM	300,000
50	INSTITUTE FOR INTEGRATED RURAL DEVELOPMENT	1,075,560
51	INTEGRATED RURAL DEVELOPMENT SOCIETY	798,667
52	KARUNYA COMMUNITY DEVELOPMENT CENTRE	135,095
53	KHADI GRAMODYOG SAMITY	330,000
54	LAWRENCE FAMILY HELPER PROJECT	199,456
55	LOHARDAGA GRAM SWARAJYA SANSTHAN	293,839
56	MAHABODHI INTERNATIONAL MEDITATION CENTRE	216,342
57	MAHILA MANDLI	182,425
58	MANAV KALYAN SEVA SAMITI	183,973
59	MANAV SEVA KENDRA	222,999
60	MANAV SEWA SANSTHAN	155,475
61	MANAVLOK	733,188
62	MANDRA LIONS CLUB	225,050
63	MANDRA UNNAYAN SAMSAD	333,455
64	MARIA ANTONY HOME FOR AGED	126,000
65	MERCY HOME	176,040
66	MIZORAM UPA PAWL	330,000
67	NABARUN SEWA NIKATAN	400,910
68	NAV YUVAK KALA SANGAM	147,849
69	NAVA JYOTHI YOUTH CLUB	617,643
70	NEW BHARATI CLUB	636,320
71	NIRANJANA OLDAGE HOME	667,637
72	OCD SERVICE CENTRE FOR THE AGED	328,781

GRANTS : SOCIAL PROTECTION

S.NO.	NAME OF THE AGENCIES	AMOUNT (In Rs.)
73	ORGANISATION FOR RURAL RECON.ORDC	268,133
74	PARVATIYA JAN SHIKSHA AVAM VIKAS SANGATHAN	162,273
75	PEOPLE'S CULTURE CENTRE (PECUC)	232,279
76	POONA BLIND MAN ASSOCIATION	619,560
77	PRAYATNA	270,000
78	PRIYADARSHINI GRAMIN & ADIWASI SEVABHAVI SANSTHA	227,199
79	PRODIGALS HOME	225,000
80	RABGAYLING TIBETAN SETTLEMENT	271,000
81	RAJASTHAN MAHILA KALYAN MANDAL	339,810
82	RASHTRIYA SEVA SAMITI	448,730
83	ROSHINI GRAHA	300,000
84	SANDHI NIKETAN SIKSHA SANSTHAN	767,864
85	SANDS (SUVISESHA PURAM NEIBHOORHOOD)	59,400
86	SHARE & CARE CHILDREN'S W/F SOCIETY	908,600
87	SHARMIK BHARTI	230,179
88	SHIV SHAKTI KUSHTH ASHRAM	294,000
89	SIR SYED GROUP OF SCHOOL	126,241
90	SISTER OF CHARITY OF ST.B. CAP. & ST.V. G MERCY HOME	229,400
91	SISTERES OF THE DESTITUTE KONGERPALYAM	157,283
92	SISTERS OF THE DESTITUTE ANPAKAM	162,480
93	SMT. NARASABAI MAHILA MANDAL	225,099
94	SOCIETY OF THE DAUGHTER'S OF MARY ST. JOSEPH'S PROVINC	735,630
95	SOCIETY FOR ADVANCEMENT OF VILLAGE ECONOMY	389,687
96	SOCIETY FOR DEVELOPMENT AND ENVIRONMENT PROTECTION	769,510
97	SOCIETY FOR EDUCATION IN VALUES AND ACTION	231,229

GRANTS : SOCIAL PROTECTION

S.NO.	NAME OF THE AGENCIES	AMOUNT (In Rs.)
98	SOCIETY FOR ENVIRONMENT AND RURAL AWAKING	234,379
99	SOCIETY FOR HUMAN & ENVIRON. DEVELOP.	221,949
100	SOCIETY OF MARY IMMACULATE MERCY HOME	446,900
101	SPRINGDALES EDUCATION SOCIETY	204,000
102	SREE RAMAKRISHNA SEWASRAMAM	198,000
103	SRI RAJARAJESHWARI OLDAGE W/F ASSOCIETY	375,000
104	ST. ANTONY'S HEALTH CENTRE	317,904
105	ST. CHARLES CONVENT	401,515
106	ST. JOSEPH'S HOME FOR THE AGED	908,019
107	ST. JOSEPH'S PRASHANTH NIVAS	738,200
108	ST. VINCENT DE PAUL SOCIETY	14,252
109	ST.ANTONY'S HOME	317,780
110	ST.JOSEPH DISP. OF THE SOCIETY OF THE SISTERS OF DEST.	113,830
111	SUVIAESHAPURRAM NEIGHBOURHOOD DEVELOPMENT SOCIETY	175,500
112	THE ASSOCIATION FOR SOCIAL DEVELOPMENT	350,296
113	THE MADURAI RAMNAD DIOCESAN MANAGEMENT ASSOCIATION	196,500
114	THIKSEY CULTURAL AND WELFARE SOCIETY	456,000
115	TIRUNELVELI DIOCEAN TRUST ASSOCIATION	230,120
116	TIRUPATHI MAHILA GRAMODYOG KENDRA	225,899
117	VOLUNTARY ASSOCIATION FOR RURAL RECONSTRUCTION	226,149
118	WOMEN	572,146
119	WOMEN'S INTERLINK FOUNDATION	300,000
120	WOMEN'S MUSLIM ASSOCIATION	72,000
121	YOUNG WOMEN'S CHRISTIAN ASSOCIATION	516,150

GRANTS : AGE CARE

S.NO.	NAME OF THE AGENCIES	AMOUNT (In Rs.)
1	AISCCON	215,000
2	ANNADA SHANKAR DAS MEMORIAL FOUNDATION	300,000
3	ARYA SAMAJ	25,000
4	ASHOK NAGAR CLUB	297,000
5	AWARE	45,000
6	CHILDREN'S WELFARE ASSOCIATION	299,700
7	K.JACOB ROY	25,000
8	LIVER FOUNDATION	260,000
9	Project Grant - Others	22,000
10	RAMAKRISHNA MISSION T.B.CLINIC	750,000
11	SAAHASEE	410,000
12	SANATAN DHARAM MANDIR	25,000
13	SANSAD	297,000
14	SENIOR CITIZENS COUNCIL OF DELHI	150,000
15	SOCIETY FOR PEOPLE'S ACTION FOR DEVEL-ACSM	990,000
16	ST.THOMAS MISSION SOCIETY	1,077,080
17	THE NORONHA FOUNDATION	540,000
18	VEDAMUTHU ABRAHAM CHARITABLE TRUST-OAH	10,000
19	VUYIROLI WELFARE SOCIETY	10,000
20	WOMEN'S COLLECTIVE	882,500
	TOTAL	6,630,280

Details of Foreign Travels for the Year 2010-2011

Date	Name	Designation	Country	Purpose	Organisational Expenses	Sponsored Expenses
01-05-2010 to 07-05-2010	Mr. Mathew Cherian	Chief Executive	Australia (Melebourne)	To attend the conference with International Federation of Ageing	23,483	31,297
30-04-2010 to 09-05-2010	Ms. Indrani Rajadurai	National Director	Australia (Melebourne)	To attend the conference with International Federation of Ageing	47,359	53,573
06-09-2010 to 10-09-2010	Mr. Mathew Cherian	Chief Executive	Kenya (Nairobi)	To attend the Meeting with Helpage International in Nairobi	6,520	Ticket Provided by HelpAge Kenya
10-04-2010 to 22-04-2010	Mr. Kapil Kaul	Country Head	USA (New York)	To attend the meeting with AFP International Conference	128,048	
01-05-2010 to 07-05-2010	Mr. Kapil Kaul	Country Head	Australia (Melebourne)	To attend the conference with International Federation of Ageing	52,235	
TOTAL					257,645	84,870

SALARY

SLAB OF GROSS SALARY + BENEFITS PAID TO STAFF PER MONTH (IN RS.)	MALE STAFF	FEMALE STAFF	TOTAL STAFF
LESS THAN 5,000	9	8	17
5,000-10,000	165	55	220
10,001-25,000	192	75	267
25,001-50,000	57	11	68
50,001-100,000	7	6	13
GREATER THAN 100,000	4	2	6
TOTAL	434	157	591

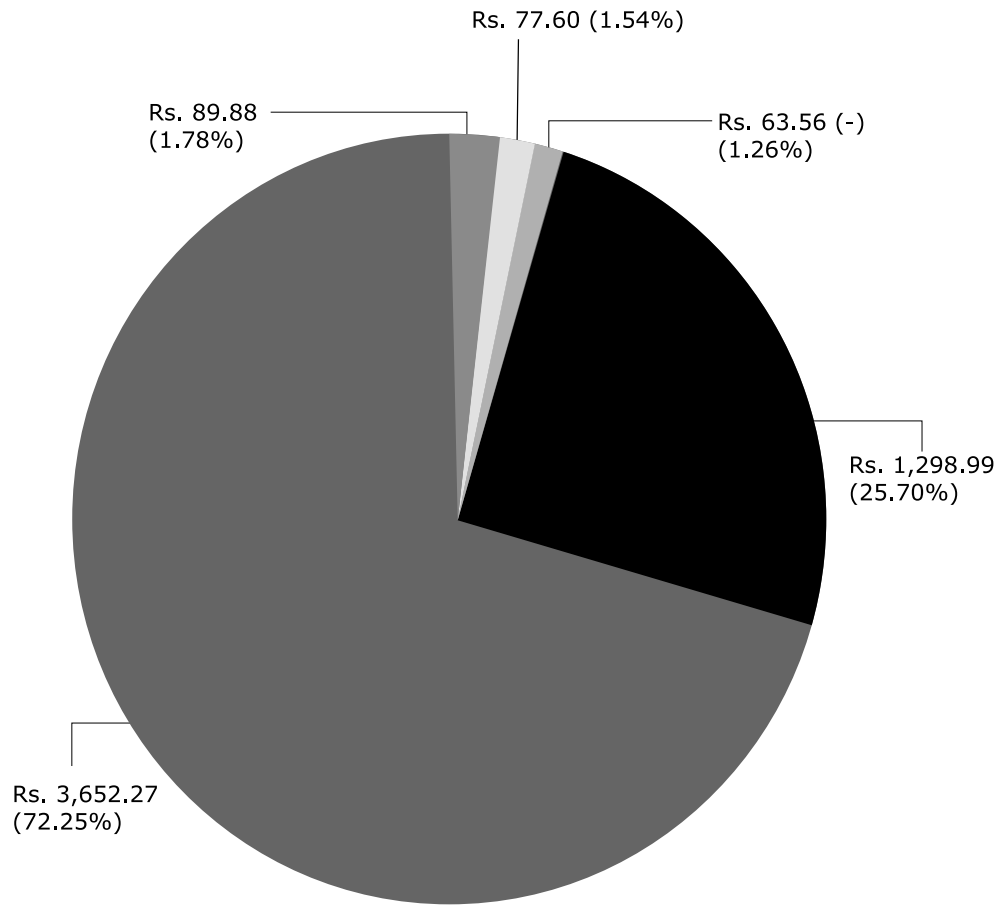
DETAIL OF CORPUS DONATION RECEIVED UP TO F.Y.2010-11

NAME OF DONOR	AMOUNT
A.F.CURRIMBHOY & PARVEEN LALJEE (FAIZAN LALJEE)	300,000
BHANU SANGWAN	450,000
BRIG. ANIL ADLAKHA (RETD.)	50,000
C S CHUTTANI	4,500,000
DSP MERRILL LYNCH	133,000
ESTATE GULAB SINGH JAYASWAL	400,000
HARJAS RAI MAYA DEVI KHOLI TRUST	476,725
K. S. SRI KAND	50,000
KALPATHARU TRUST	300,000
KESHAV LAL DUGGAL	100,000
MR SUBHA JETTY-CORPUS	2,500,000
MR. C.D. LALA (MUMBAI)	150,000
MR. K.S. SRIKAND	300,000
MR. PRAMOD RANJAN DAS GUPTA	50,000
MR. SWAPAN DAS GUPTA	50,500
MRS.FRENI MOHD. ALI MERCHANT CHAR. TRUST	50,000
PALRIWALA FOUNDATION	102,000
SADGURU KAMU BABA FOUNDATION	65,000
SWAPAN DAS GUPTA	50,000
MR. DARIUS KHAMBATTA	50,000
MRS. MAYA NADKARNI	50,000
MR. SUDHEER RAGHAVAN	50,000
MR. MANOJ H. MODI	50,001
ASP SHIP MANAGEMENT (I) PVT LTD	60,000
MRS. SHIRIN BHARUCHA	60,000
GOODRICH MARITIME PVT LTD.	60,000
GENESIS DATA COMP PVT. LTD.	60,000
MR. SANJIVKUMAR AHIRE	60,000
QUALITY NEEDLES PVT LTD.	60,000
MR. R K JAIN	60,000
ASVIK VALVES PVT LTD.	101,000
SAMIRA HABITATS	120,000
MR. SHYAM GUPTA	120,000
BLA COKE PVT LTD.	180,000
VAYUDOOT DOMESTIC & INTERNATIONAL	300,000
MR K S SRIKAND	50,000
M/S SADGURU KAMUBABA FOUNDATION	50,000
BHANU SANGWAN	1,500,000
MR P K BALAKRISHNAN	50,000
MRS. FIROZA MEHROTRA	600,000
MR. J S IYER	100,000
SUPPORT DIRECT INDIA PVT. LTD.	225,000
DR. C S CHUTTANI	1,000,000
MR. VIRAG V. TULZAPURKAR	60,000
MR MAHESH CHANDRA SHARMA	72,000
GOODRICH MARITIME PVT. LTD.	60,000
MR. DARIUS J. KHAMBATA	60,000
MRS WILLY ENGINEER	80,000
MR UMESH VALECHA	120,000
MR. NIKHIL NAGLE	100,000
MS. ANIL KAPOOR	100,000
MR. SELWYN NORONHA	120,000
MR RAMASWAMY PERUMANGODE	200,000

NAME OF DONOR	AMOUNT
MR ABHAY NENE	75,000
MR. SITARAM GANESH RAJWADE	50,000
UBAH INSTRUMENTS PVT.LTD.	70,000
MRS SMITA S RAVANI	66,000
SHAYANA LINGOO BIDIWALA & CO.	50,000
FOR MAKERS DEVELOPMENT SERVICES PVT.LTD.	60,000
PINNACLE COMMODITIES PVT. LTD.	60,000
GENESISI DATACOMP PVT LTD	100,000
FLIGHT RAJA TRAVELS PVT LTD	50,000
MR RAVI MYIARAPU	60,000
ARMAAN EXPORTS	60,000
MR ABHIJIT GIRI	60,000
MRS BAMA BALASUBRAMANYAM	60,000
SCHOTT KAISHA PVT LTD.	60,000
MRS NIRMALA RAJASEKARAN	300,000
MISS. DOLLY MEHTA	200,000
MR MONI GEORGE	51,000
RAJSHAH ENTERPRISES	60,000
MRS GIRABEN SHAH	60,000
MR PIYUSH DESAI	60,000
ASTEC LIFE SCIENCES LTD.,	60,000
LUCID COLLOIDS LTD	60,000
MR SANJEEV PRSAD	60,000
MR ADITYA KAPADIYA	60,000
ORIFICE WORKS	60,000
MR CHANDRAMURTHY B S	100,000
CROSSEAS CAPITAL SERVICES PVT LTD	60,000
MR GANAPATHY VADLAMANI	100,000
CONCORDE DESIGNS PVT LTD	120,000
MR VISHWAS VIJAYKAR	75,000
MR IQBAL TAPIA	72,000
MASS DYE- CHEM PVT LTD	100,000
MR SHIRISH KULKARNI	60,000
MR RAJESH KUMAR BHATT	60,000
MR. TARIT KUMAR BOSE	100,000
MR. K D MARWAHA	100,000
MR. M B AMMANI	100,000
ANJANI SINGH	100,000
SUPRABHARATH EXPORTS PVT. LTD.	150,000
MR. SUNIL POPHALE	84,000
KANTILAL JAIKISHANDAS CHOKSI CHARITABLE TRUST	60,000
MR. SHAKIL BIJAPURE	50,000
MS. SHREYA GADEPALLI	180,000
KHADIM INDIA LIMITED.	50,000
MR. VIRAG TULZA PURKAR	72,000
MR. VIKRAM DUVVURI	150,000
KHATAU NARBHERAM & CO.	60,000
LGCS CHROMATOGRAPHY SOLUUONS PVT. LTD.	70,000
MISS. VESA SAVELA	60,000
SHAYANA LINGOO BIDIWALA CO.	50,000
DR. PHILIP ABRAHAM	60,000
MRS. UMA PATEL	60,000
MR. PRADEEP VAKHARIA	60,000
PARIMALAM SURESH NATARAJAN FOUNDATION	50,000
MR. SURESH NATARAJAN	50,000
MR. O P VAISH	72,000

NAME OF DONOR	AMOUNT
MR. DARAB C PADER	60,000
MRS. FRENY D PADER	60,000
MR. NAVEEN TAHILYANI	50,000
MR. UDAYAN GAJJAB	120,000
MRS. ANJANA SINHA	120,000
MR. SANJEEV PRASAD	60,000
SARTHAV INFRASTRUCTURE PVT. LTD.	60,000
MRS. KAINAZ DARUWALA	60,000
MR. TIMO HARKALA	60,000
SHUBH RASAYAN PVT. LTD.	60,000
KULKARNI & CO.	120,000
MISS. MALATI PHADKE	60,000
ROHAN DEVELOPERS PVT. LTD.	120,000
MAKERS DEVELOPMENT SERVICES PVT. LTD.	60,000
MR. ASHISH PARTHASARTHY	60,000
CROSSEAS CAPITAL SERVICES PVT. LTD.	120,000
ASP SHIP MANAGEMENT (I) PVT. LTD.	60,000
MR. MADHUSUDAN KELA	120,000
EMPIRE SOFTWARES	100,000
R. G. INTERNATIONAL.	60,000
MR. RAGHAV RAO K V	75,000
GENESIS DATACOMP PVT. LTD.	120,000
MRS. LALIT BHATKAR	60,000
Individuals - each less than Rs. 50,000	195,890,326
GRAND TOTAL	218,247,552

HOW WE HONOUR YOUR TRUST
Fund Disbursement During 2010-2011
Total Fund Received Rs. 5055.18 Lacs



■ Governance & Administration - 1.78% ■ Depreciation - 1.54% ■ Net Deficit - (1.26%)
■ Fund Raising - 25.70% ■ Projects (including Capital Assets acquired) 72.25%